



White Peach

Sample ID: 2601EXL0433.1922
Strain: White Peach
Matrix: Concentrates & Extracts
Type: Vape
Sample Size: ; Batch:

Produced:
Collected:
Received:
Completed: 05/18/2026
Batch#: 1

Client
Mad Labs
Lic. #
9252 Garden Grove BLVD STE 19
Garden Grove, CA 92844



Summary

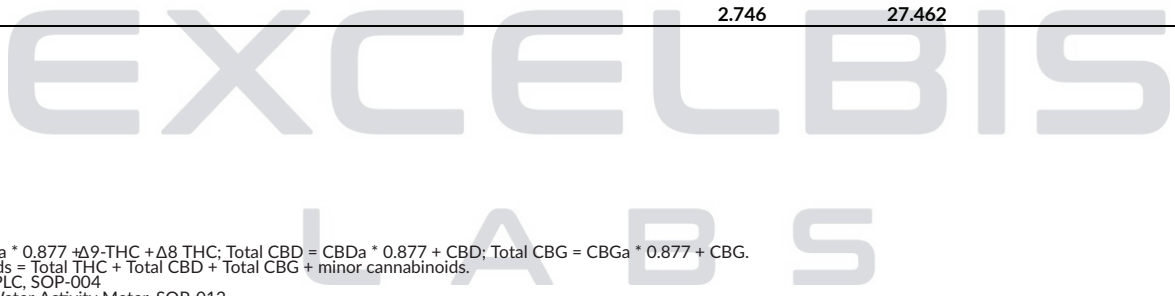
Test	Date Tested	Result
Batch		Pass
Cannabinoids		Complete
Heavy Metals		Pass
Microbials		Pass
Mycotoxins		Pass
GCMS Pesticides		Pass
LCMS Pesticides		Pass
Residual Solvents		Pass

Cannabinoids

Complete

0.336% Total THC	ND Total CBD	2.746% Total Cannabinoids
----------------------------	------------------------	-------------------------------------

Analyte	LOD	LOQ	Result	Result
	mg/g	mg/g	%	mg/g
CBC	0.171	0.455	ND	ND
CBD	0.455	0.909	ND	ND
CBDa	0.341	0.909	ND	ND
CBG	0.455	0.909	ND	ND
CBN	0.171	0.455	ND	ND
Δ8-THC	0.341	0.909	ND	ND
Δ9-THC	0.341	0.909	0.1440	1.440
THCa	0.227	0.455	0.2191	2.191
THCV	0.455	0.909	ND	ND
Total THC			0.336	3.361
Total CBD			ND	ND
Total CBG			ND	ND
Total			2.746	27.462



Date Tested:

Total THC = THCa * 0.877 + Δ9-THC + Δ8 THC; Total CBD = CBDa * 0.877 + CBD; Total CBG = CBGa * 0.877 + CBG.
Total Cannabinoids = Total THC + Total CBD + Total CBG + minor cannabinoids.
Cannabinoids: HPLC, SOP-004
Water Activity: Water Activity Meter, SOP-012
Moisture Content: Moisture Analyzer, SOP-011
Foreign Matter: Visual Inspection, SOP-001



Scott A. Robertson

Scott Robertson
Lab Director
05/18/2026

Confident LIMS
All Rights Reserved
coa.support@confidentlims.com
(866) 506-5866
www.confidentlims.com



ND = Not Detected, NR = Not Reported, LOD = Limit of Detection, LOQ = Limit of Quantitation. This product has been tested by Excelbis Labs LLC using valid testing methodologies and a quality system as required by state law. All LQC samples were performed and met the prescribed acceptance criteria in 16 CCR section 5730, pursuant to 16 CCR section 5726(e)(13). Values reported relate only to the product tested. Excelbis Labs LLC makes no claims as to the efficacy, safety or other risks associated with any detected or non-detected levels of any compounds reported herein. This Certificate shall not be reproduced except in full, without the written approval of Excelbis Labs LLC. This Certificate of Analysis is limited to the sample tested in a batch. This Certificate does not make any representation or warranty for all Products within the tested Batch.



Excelbis Labs
1920 E Warner Avenue
Santa Ana, CA 92705

(714) 987-2095
http://excelbislabs.com
Lic#

White Peach

Sample ID: 2601EXL0433.1922
Strain: White Peach
Matrix: Concentrates & Extracts
Type: Vape
Sample Size: ; Batch:

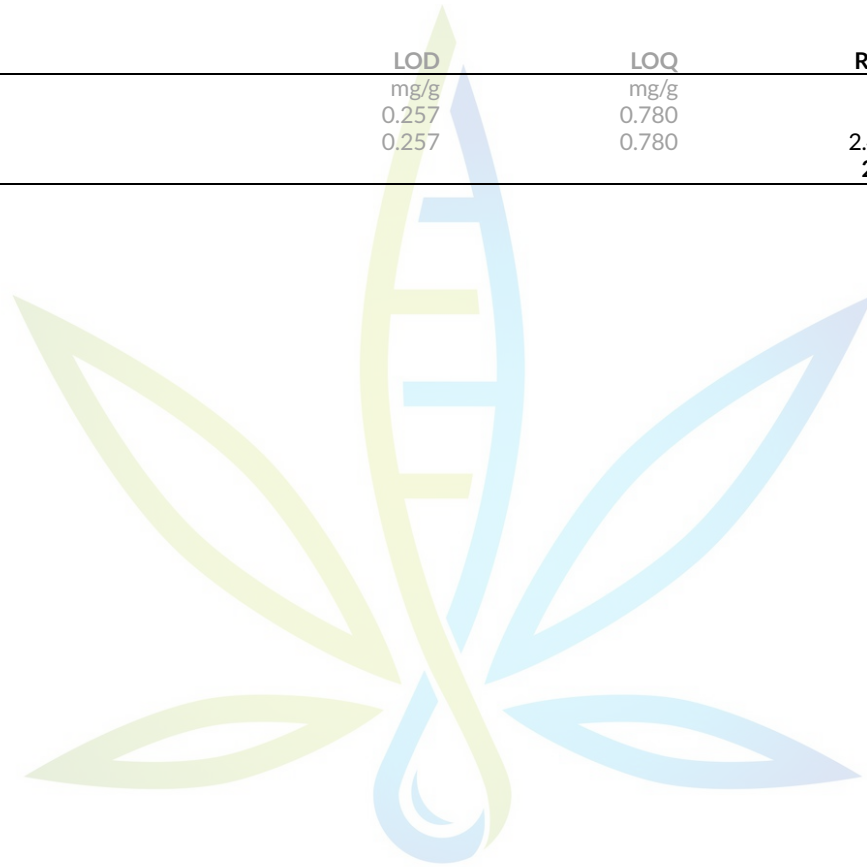
Produced:
Collected:
Received:
Completed: 05/18/2026
Batch#: 1

Client
Mad Labs
Lic. #
9252 Garden Grove BLVD STE 19
Garden Grove, CA 92844

Cannabinoids

Complete

Analyte	LOD	LOQ	Result	Result
	mg/g	mg/g	%	mg/g
HHC	0.257	0.780	ND	ND
THCp	0.257	0.780	2.4100	24.100
Total			2.746	27.462



EXCELBIS

L A B S

Total THC = THCa * 0.877 + Δ9-THC + Δ8 THC; Total CBD = CBDa * 0.877 + CBD; Total CBG = CBGa * 0.877 + CBG.
Total Cannabinoids = Total THC + Total CBD + Total CBG + minor cannabinoids.
Cannabinoids: HPLC, SOP-004
Water Activity: Water Activity Meter, SOP-012
Moisture Content: Moisture Analyzer, SOP-011
Foreign Matter: Visual Inspection, SOP-001



Scott Robertson
Lab Director
05/18/2026

Confident LIMS
All Rights Reserved
coa.support@confidentlims.com
(866) 506-5866
www.confidentlims.com



ND = Not Detected, NR = Not Reported, LOD = Limit of Detection, LOQ = Limit of Quantitation. This product has been tested by Excelbis Labs LLC using valid testing methodologies and a quality system as required by state law. All LQC samples were performed and met the prescribed acceptance criteria in 16 CCR section 5730, pursuant to 16 CCR section 5726(e)(13). Values reported relate only to the product tested. Excelbis Labs LLC makes no claims as to the efficacy, safety or other risks associated with any detected or non-detected levels of any compounds reported herein. This Certificate shall not be reproduced except in full, without the written approval of Excelbis Labs LLC. This Certificate of Analysis is limited to the sample tested in a batch. This Certificate does not make any representation or warranty for all Products within the tested Batch.



White Peach

Sample ID: 2601EXL0433.1922
Strain: White Peach
Matrix: Concentrates & Extracts
Type: Vape
Sample Size: ; Batch:

Produced:
Collected:
Received:
Completed: 05/18/2026
Batch#: 1

Client
Mad Labs
Lic. #
9252 Garden Grove BLVD STE 19
Garden Grove, CA 92844

GC Pesticides

Pass

Analyte	LOD	LOQ	Limit	Conc.	Status
	µg/g	µg/g	µg/g	µg/g	
Captan	0.054	0.097	0.7	ND	Pass
Chlordane (trans + cis)	0.058	0.098	0.058	ND	Pass
Chlorfenapyr	0.056	0.097	0.056	ND	Pass
Cyfluthrin	0.052	0.097	2	ND	Pass
Cypermethrin	0.054	0.097	1	ND	Pass
Parathion Methyl	0.039	0.097	0.039	ND	Pass
Pentachloronitrobenzene (Quintozene)	0.062	0.097	0.1	ND	Pass

Mycotoxins

Pass

Analytes	LOD	LOQ	Limit	Conc.	Status
	µg/kg	µg/kg	µg/kg	µg/kg	
Aflatoxin B1	4.0000	5.0000		ND	Tested
Aflatoxin B2	4.0000	5.0000		ND	Tested
Aflatoxin G1	4.0000	5.0000		ND	Tested
Aflatoxin G2	4.0000	5.0000		ND	Tested
Ochratoxin A	10.0000	16.0000	20	ND	Pass
Total Aflatoxins			20	ND	Pass

Microbials

Pass

Analyte	Limit	Detected / Not Detected	Status
	RFU/g	RFU/g	
Aspergillus flavus	0	Not Detected	Pass
Aspergillus fumigatus	0	Not Detected	Pass
Aspergillus niger	0	Not Detected	Pass
Aspergillus terreus	0	Not Detected	Pass
Shiga toxin-producing E. Coli	0	Not Detected	Pass
Salmonella SPP	0	Not Detected	Pass
Yeast & Mold	0	Not Detected	Pass

Heavy Metals

Pass

Analyte	LOD	LOQ	Limit	Conc.	Status
	µg/g	µg/g	µg/g	µg/g	
Arsenic	0.0150	0.05	0.2	ND	Pass
Cadmium	0.0113	0.05	0.2	ND	Pass
Lead	0.00615	0.05	0.5	ND	Pass
Mercury	0.00126	0.005	0.1	ND	Pass

GCMS Date Tested:
Pesticides: GC-MS/MS, GCMS Method SOP-006
LCMS Date Tested:
Mycotoxins Footnote: Mycotoxins: LC-MS/MS, LCMS Method LCP-SOP-001
Microbial Date Tested:
Microbials Footnote: Microbial: SOP-010
RFU = Relative Fluorescence Units
Heavy Metals Date Tested:
Heavy Metals: Heavy Metals: ICP-MS, SOP-007



Scott A. Robertson

Scott Robertson
Lab Director
05/18/2026

Confident LIMS
All Rights Reserved
coa.support@confidentlims.com
(866) 506-5866
www.confidentlims.com



ND = Not Detected, NR = Not Reported, LOD = Limit of Detection, LOQ = Limit of Quantitation. This product has been tested by Excelbis Labs LLC using valid testing methodologies and a quality system as required by state law. All LQC samples were performed and met the prescribed acceptance criteria in 16 CCR section 5730, pursuant to 16 CCR section 5726(e)(13). Values reported relate only to the product tested. Excelbis Labs LLC makes no claims as to the efficacy, safety or other risks associated with any detected or non-detected levels of any compounds reported herein. This Certificate shall not be reproduced except in full, without the written approval of Excelbis Labs LLC. This Certificate of Analysis is limited to the sample tested in a batch. This Certificate does not make any representation or warranty for all Products within the tested Batch.



White Peach

Sample ID: 2601EXL0433.1922
Strain: White Peach
Matrix: Concentrates & Extracts
Type: Vape
Sample Size: ; Batch:

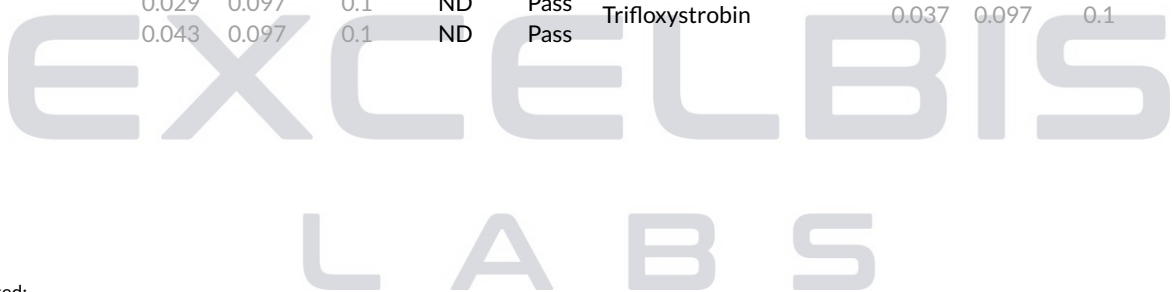
Produced:
Collected:
Received:
Completed: 05/18/2026
Batch#: 1

Client
Mad Labs
Lic. #
9252 Garden Grove BLVD STE 19
Garden Grove, CA 92844

LC Pesticides

Pass

Analyte	LOD	LOQ	Limit	Result	Status	Analyte	LOD	LOQ	Limit	Result	Status
	µg/g	µg/g	µg/g	µg/g			µg/g	µg/g	µg/g	µg/g	
Abamectin	0.043	0.097	0.1	ND	Pass	Imazalil	0.029	0.097	0.029	ND	Pass
Acephate	0.019	0.097	0.1	ND	Pass	Imidacloprid	0.021	0.097	5	ND	Pass
Acequinocyl	0.031	0.097	0.1	ND	Pass	Kresoxim Methyl	0.045	0.097	0.1	ND	Pass
Acetamiprid	0.023	0.097	0.1	ND	Pass	Malathion	0.027	0.097	0.5	ND	Pass
Aldicarb	0.029	0.097	0.029	ND	Pass	Metalaxyl	0.029	0.097	2	ND	Pass
Azoxystrobin	0.025	0.097	0.1	ND	Pass	Methiocarb	0.029	0.097	0.029	ND	Pass
Bifenazate	0.031	0.097	0.1	ND	Pass	Methomyl	0.029	0.097	1	ND	Pass
Bifenthrin	0.033	0.097	3	ND	Pass	Mevinphos	0.033	0.1	0.033	ND	Pass
Boscalid	0.021	0.097	0.1	ND	Pass	Myclobutanil	0.047	0.097	0.1	ND	Pass
Carbaryl	0.025	0.097	0.5	ND	Pass	Naled	0.033	0.097	0.1	ND	Pass
Carbofuran	0.033	0.097	0.033	ND	Pass	Oxamyl	0.021	0.097	0.5	ND	Pass
Chlorantraniliprole	0.025	0.097	10	ND	Pass	Pacllobutrazol	0.027	0.097	0.027	ND	Pass
Chlorpyrifos	0.019	0.097	0.019	ND	Pass	Permethrin (trans + cis)	0.033	0.1	0.5	ND	Pass
Clofentezine	0.035	0.097	0.1	ND	Pass	Phosmet	0.051	0.097	0.1	ND	Pass
Coumaphos	0.039	0.097	0.039	ND	Pass	Piperonyl Butoxide	0.037	0.097	3	ND	Pass
Daminozide	0.019	0.097	0.019	ND	Pass	Prallethrin	0.047	0.097	0.1	ND	Pass
Diazinon	0.031	0.097	0.1	ND	Pass	Propiconazole	0.023	0.097	0.1	ND	Pass
Dichlorvos	0.06	0.097	0.06	ND	Pass	Propoxur	0.027	0.097	0.027	ND	Pass
Dimethoate	0.027	0.097	0.027	ND	Pass	Pyrethrins (Cinerin + Jasmolin + Pyrethrin)	0.0133	0.04	0.5	ND	Pass
Dimethomorph (I + II)	0.033	0.1	2	ND	Pass	Pyridaben	0.021	0.097	0.1	ND	Pass
Ethoprophos	0.023	0.097	0.023	ND	Pass	Spinetoram (J + L)	0.033	0.1	0.1	ND	Pass
Etofenprox	0.041	0.097	0.041	ND	Pass	Spinosyn (A + D)	0.033	0.1	0.1	ND	Pass
Etoazole	0.027	0.097	0.1	ND	Pass	Spiromesifen	0.047	0.097	0.1	ND	Pass
Fenhexamid	0.031	0.097	0.1	ND	Pass	Spirotetramat	0.019	0.097	0.1	ND	Pass
Fenoxycarb	0.041	0.097	0.041	ND	Pass	Spiroxamine	0.025	0.097	0.025	ND	Pass
Fenpyroximate	0.023	0.097	0.1	ND	Pass	Tebuconazole	0.027	0.097	0.1	ND	Pass
Fipronil	0.037	0.097	0.037	ND	Pass	Thiacloprid	0.033	0.097	0.033	ND	Pass
Flonicamid	0.039	0.097	0.1	ND	Pass	Thiamethoxam	0.027	0.097	5	ND	Pass
Fludioxonil	0.029	0.097	0.1	ND	Pass	Trifloxystrobin	0.037	0.097	0.1	ND	Pass
Hexythiazox	0.043	0.097	0.1	ND	Pass						



LCMS Date Tested:
Pesticides: LC-MS/MS. LCMS Method SOP-005



Scott A. Robertson

Scott Robertson
Lab Director
05/18/2026

Confident LIMS
All Rights Reserved
coa.support@confidentlims.com
(866) 506-5866
www.confidentlims.com



ND = Not Detected, NR = Not Reported, LOD = Limit of Detection, LOQ = Limit of Quantitation. This product has been tested by Excelbis Labs LLC using valid testing methodologies and a quality system as required by state law. All LQC samples were performed and met the prescribed acceptance criteria in 16 CCR section 5730, pursuant to 16 CCR section 5726(e)(13). Values reported relate only to the product tested. Excelbis Labs LLC makes no claims as to the efficacy, safety or other risks associated with any detected or non-detected levels of any compounds reported herein. This Certificate shall not be reproduced except in full, without the written approval of Excelbis Labs LLC. This Certificate of Analysis is limited to the sample tested in a batch. This Certificate does not make any representation or warranty for all Products within the tested Batch.



Excelbis Labs
1920 E Warner Avenue
Santa Ana, CA 92705

(714) 987-2095
http://excelbislabs.com
Lic#

White Peach

Sample ID: 2601EXL0433.1922
Strain: White Peach
Matrix: Concentrates & Extracts
Type: Vape
Sample Size: ; Batch:

Produced:
Collected:
Received:
Completed: 05/18/2026
Batch#: 1

Client
Mad Labs
Lic. #
9252 Garden Grove BLVD STE 19
Garden Grove, CA 92844

Residual Solvents

Pass

Analyte	LOD	LOQ	Limit	Conc.	Status
	µg/g	µg/g	µg/g	µg/g	
Acetone	15.4688	46.875	5000	ND	Pass
Acetonitrile	15.4688	46.875	410	ND	Pass
Benzene	0.1547	0.4688	1	ND	Pass
Butane	15.4688	46.875	5000	ND	Pass
Chloroform	0.1547	0.4688	1	ND	Pass
1, 2-Dichloroethane	0.1547	0.4688	1	ND	Pass
Ethanol	15.4688	46.875	5000	ND	Pass
Ethyl Acetate	15.4688	46.875	5000	ND	Pass
Ethyl Ether	15.4688	46.875	5000	ND	Pass
Ethylene Oxide	0.1547	0.4688	1	ND	Pass
Heptane	15.4688	46.875	5000	ND	Pass
Hexane	15.4688	46.875	290	ND	Pass
Isopropyl Alcohol	15.4688	46.875	5000	ND	Pass
Methanol	15.4688	46.875	3000	ND	Pass
Methylene Chloride	0.1547	0.4688	1	ND	Pass
Pentane	15.4688	46.875	5000	ND	Pass
Propane	15.4688	46.875	5000	ND	Pass
Toluene	15.4688	46.875	890	ND	Pass
Total Xylenes (o, m, p)	46.4063	140.625	2170	ND	Pass
Trichloroethylene	0.1547	0.4688	1	ND	Pass

EXCELBIS LABS

Date Tested:
Residual Solvents: HS-GC-MS RS Method SOP-009



Accreditation #128081
ISO/IEC 17025:2017

Scott A. Robertson

Scott Robertson
Lab Director
05/18/2026

Confident LIMS
All Rights Reserved
coa.support@confidentlims.com
(866) 506-5866
www.confidentlims.com



ND = Not Detected, NR = Not Reported, LOD = Limit of Detection, LOQ = Limit of Quantitation. This product has been tested by Excelbis Labs LLC using valid testing methodologies and a quality system as required by state law. All LQC samples were performed and met the prescribed acceptance criteria in 16 CCR section 5730, pursuant to 16 CCR section 5726(e)(13). Values reported relate only to the product tested. Excelbis Labs LLC makes no claims as to the efficacy, safety or other risks associated with any detected or non-detected levels of any compounds reported herein. This Certificate shall not be reproduced except in full, without the written approval of Excelbis Labs LLC. This Certificate of Analysis is limited to the sample tested in a batch. This Certificate does not make any representation or warranty for all Products within the tested Batch.



Train Wreck

Sample ID: 2601EXL0433.1920
Strain: Train Wreck
Matrix: Concentrates & Extracts
Type: Vape
Sample Size: ; Batch:

Produced:
Collected:
Received:
Completed: 05/18/2026
Batch#: 1

Client
Mad Labs
Lic. #
9252 Garden Grove BLVD STE 19
Garden Grove, CA 92844



Summary

Test	Date Tested	Result
Batch		Pass
Cannabinoids		Complete
Heavy Metals		Pass
Microbials		Pass
Mycotoxins		Pass
GCMS Pesticides		Pass
LCMS Pesticides		Pass
Residual Solvents		Pass

Cannabinoids

Complete

ND Total THC	ND Total CBD	5.470% Total Cannabinoids
------------------------	------------------------	-------------------------------------

Analyte	LOD	LOQ	Result	Result
	mg/g	mg/g	%	mg/g
CBC	0.171	0.455	ND	ND
CBD	0.455	0.909	ND	ND
CBDa	0.341	0.909	ND	ND
CBG	0.455	0.909	ND	ND
CBN	0.171	0.455	ND	ND
Δ10-THC	0.257	0.780	ND	ND
Δ8-THC	0.341	0.909	1.0498	10.498
Δ9-THC	0.341	0.909	ND	ND
THCa	0.227	0.455	ND	ND
THCV	0.455	0.909	ND	ND
Total THC			ND	ND
Total CBD			ND	ND
Total CBG			ND	ND
Total			5.470	54.697

Date Tested:

Total THC = THCa * 0.877 + Δ9-THC + Δ8-THC; Total CBD = CBDa * 0.877 + CBD; Total CBG = CBGa * 0.877 + CBG.
Total Cannabinoids = Total THC + Total CBD + Total CBG + minor cannabinoids.
Cannabinoids: HPLC, SOP-004
Water Activity: Water Activity Meter, SOP-012
Moisture Content: Moisture Analyzer, SOP-011
Foreign Matter: Visual Inspection, SOP-001



Scott A. Robertson

Scott Robertson
Lab Director
05/18/2026

Confident LIMS
All Rights Reserved
coa.support@confidentlims.com
(866) 506-5866
www.confidentlims.com



ND = Not Detected, NR = Not Reported, LOD = Limit of Detection, LOQ = Limit of Quantitation. This product has been tested by Excelbis Labs LLC using valid testing methodologies and a quality system as required by state law. All LQC samples were performed and met the prescribed acceptance criteria in 16 CCR section 5730, pursuant to 16 CCR section 5726(e)(13). Values reported relate only to the product tested. Excelbis Labs LLC makes no claims as to the efficacy, safety or other risks associated with any detected or non-detected levels of any compounds reported herein. This Certificate shall not be reproduced except in full, without the written approval of Excelbis Labs LLC. This Certificate of Analysis is limited to the sample tested in a batch. This Certificate does not make any representation or warranty for all Products within the tested Batch.



Excelbis Labs
1920 E Warner Avenue
Santa Ana, CA 92705

(714) 987-2095
http://excelbislabs.com
Lic#

Train Wreck

Sample ID: 2601EXL0433.1920
Strain: Train Wreck
Matrix: Concentrates & Extracts
Type: Vape
Sample Size: ; Batch:


Produced:
Collected:
Received:
Completed: 05/18/2026
Batch#: 1

Client
Mad Labs
Lic. #
9252 Garden Grove BLVD STE 19
Garden Grove, CA 92844

Cannabinoids

Complete

Analyte	LOD	LOQ	Result	Result
	mg/g	mg/g	%	mg/g
HHC	0.257	0.780	ND	ND
THCp	0.257	0.780	4.4199	44.199
THC-b	0.257	0.780	ND	ND
THC-h	0.257	0.780	ND	ND
HHCa	0.257	0.780	ND	ND
HHCp	0.257	0.780	ND	ND
Total			5.470	54.697



EXCELBIS

Total THC = THCa * 0.877 + Δ9-THC + Δ8 THC; Total CBD = CBDa * 0.877 + CBD; Total CBG = CBGa * 0.877 + CBG.
Total Cannabinoids = Total THC + Total CBD + Total CBG + minor cannabinoids.
Cannabinoids: HPLC, SOP-004
Water Activity: Water Activity Meter, SOP-012
Moisture Content: Moisture Analyzer, SOP-011
Foreign Matter: Visual Inspection, SOP-001

L A B S



Scott Robertson
Lab Director
05/18/2026

Confident LIMS
All Rights Reserved
coa.support@confidentlims.com
(866) 506-5866
www.confidentlims.com



ND = Not Detected, NR = Not Reported, LOD = Limit of Detection, LOQ = Limit of Quantitation. This product has been tested by Excelbis Labs LLC using valid testing methodologies and a quality system as required by state law. All LQC samples were performed and met the prescribed acceptance criteria in 16 CCR section 5730, pursuant to 16 CCR section 5726(e)(13). Values reported relate only to the product tested. Excelbis Labs LLC makes no claims as to the efficacy, safety or other risks associated with any detected or non-detected levels of any compounds reported herein. This Certificate shall not be reproduced except in full, without the written approval of Excelbis Labs LLC. This Certificate of Analysis is limited to the sample tested in a batch. This Certificate does not make any representation or warranty for all Products within the tested Batch.



Excelbis Labs
1920 E Warner Avenue
Santa Ana, CA 92705

(714) 987-2095
http://excelbislabs.com
Lic#

Train Wreck

Sample ID: 2601EXL0433.1920
Strain: Train Wreck
Matrix: Concentrates & Extracts
Type: Vape
Sample Size: ; Batch:

Produced:
Collected:
Received:
Completed: 05/18/2026
Batch#: 1

Client
Mad Labs
Lic. #
9252 Garden Grove BLVD STE 19
Garden Grove, CA 92844

GC Pesticides

Pass

Analyte	LOD	LOQ	Limit	Conc.	Status
	µg/g	µg/g	µg/g	µg/g	
Captan	0.054	0.097	0.7	ND	Pass
Chlordane (trans + cis)	0.058	0.098	0.058	ND	Pass
Chlorfenapyr	0.056	0.097	0.056	ND	Pass
Cyfluthrin	0.052	0.097	2	ND	Pass
Cypermethrin	0.054	0.097	1	ND	Pass
Parathion Methyl	0.039	0.097	0.039	ND	Pass
Pentachloronitrobenzene (Quintozene)	0.062	0.097	0.1	ND	Pass

Mycotoxins

Pass

Analytes	LOD	LOQ	Limit	Conc.	Status
	µg/kg	µg/kg	µg/kg	µg/kg	
Aflatoxin B1	4.0000	5.0000		ND	Tested
Aflatoxin B2	4.0000	5.0000		ND	Tested
Aflatoxin G1	4.0000	5.0000		ND	Tested
Aflatoxin G2	4.0000	5.0000		ND	Tested
Ochratoxin A	10.0000	16.0000	20	ND	Pass
Total Aflatoxins			20	ND	Pass

Microbials

Pass

Analyte	Limit	Detected / Not Detected	Status
	RFU/g	RFU/g	
Aspergillus flavus	0	Not Detected	Pass
Aspergillus fumigatus	0	Not Detected	Pass
Aspergillus niger	0	Not Detected	Pass
Aspergillus terreus	0	Not Detected	Pass
Shiga toxin-producing E. Coli	0	Not Detected	Pass
Salmonella SPP	0	Not Detected	Pass
Yeast & Mold	0	Not Detected	Pass

Heavy Metals

Pass

Analyte	LOD	LOQ	Limit	Conc.	Status
	µg/g	µg/g	µg/g	µg/g	
Arsenic	0.0150	0.05	0.2	ND	Pass
Cadmium	0.0113	0.05	0.2	ND	Pass
Lead	0.00615	0.05	0.5	ND	Pass
Mercury	0.00126	0.005	0.1	ND	Pass

GCMS Date Tested:
Pesticides: GC-MS/MS, GCMS Method SOP-006
LCMS Date Tested:
Mycotoxins Footnote: Mycotoxins: LC-MS/MS, LCMS Method LCP-SOP-001
Microbial Date Tested:
Microbials Footnote: Microbial: SOP-010
RFU = Relative Fluorescence Units
Heavy Metals Date Tested:
Heavy Metals: Heavy Metals: ICP-MS, SOP-007



Scott A. Robertson

Scott Robertson
Lab Director
05/18/2026

Confident LIMS
All Rights Reserved
coa.support@confidentlims.com
(866) 506-5866
www.confidentlims.com



ND = Not Detected, NR = Not Reported, LOD = Limit of Detection, LOQ = Limit of Quantitation. This product has been tested by Excelbis Labs LLC using valid testing methodologies and a quality system as required by state law. All LQC samples were performed and met the prescribed acceptance criteria in 16 CCR section 5730, pursuant to 16 CCR section 5726(e)(13). Values reported relate only to the product tested. Excelbis Labs LLC makes no claims as to the efficacy, safety or other risks associated with any detected or non-detected levels of any compounds reported herein. This Certificate shall not be reproduced except in full, without the written approval of Excelbis Labs LLC. This Certificate of Analysis is limited to the sample tested in a batch. This Certificate does not make any representation or warranty for all Products within the tested Batch.



Train Wreck

Sample ID: 2601EXL0433.1920	Produced:	Client
Strain: Train Wreck	Collected:	Mad Labs
Matrix: Concentrates & Extracts	Received:	Lic. #
Type: Vape	Completed: 05/18/2026	9252 Garden Grove BLVD STE 19
Sample Size: ; Batch:	Batch#: 1	Garden Grove, CA 92844

LC Pesticides

Pass

Analyte	LOD	LOQ	Limit	Result	Status	Analyte	LOD	LOQ	Limit	Result	Status
	µg/g	µg/g	µg/g	µg/g			µg/g	µg/g	µg/g	µg/g	
Abamectin	0.043	0.097	0.1	ND	Pass	Imazalil	0.029	0.097	0.029	ND	Pass
Acephate	0.019	0.097	0.1	ND	Pass	Imidacloprid	0.021	0.097	5	ND	Pass
Acequinocyl	0.031	0.097	0.1	ND	Pass	Kresoxim Methyl	0.045	0.097	0.1	ND	Pass
Acetamiprid	0.023	0.097	0.1	ND	Pass	Malathion	0.027	0.097	0.5	ND	Pass
Aldicarb	0.029	0.097	0.029	ND	Pass	Metalaxyl	0.029	0.097	2	ND	Pass
Azoxystrobin	0.025	0.097	0.1	ND	Pass	Methiocarb	0.029	0.097	0.029	ND	Pass
Bifenazate	0.031	0.097	0.1	ND	Pass	Methomyl	0.029	0.097	1	ND	Pass
Bifenthrin	0.033	0.097	3	ND	Pass	Mevinphos	0.033	0.1	0.033	ND	Pass
Boscalid	0.021	0.097	0.1	ND	Pass	Myclobutanil	0.047	0.097	0.1	ND	Pass
Carbaryl	0.025	0.097	0.5	ND	Pass	Naled	0.033	0.097	0.1	ND	Pass
Carbofuran	0.033	0.097	0.033	ND	Pass	Oxamyl	0.021	0.097	0.5	ND	Pass
Chlorantraniliprole	0.025	0.097	10	ND	Pass	Paclbutrazol	0.027	0.097	0.027	ND	Pass
Chlorpyrifos	0.019	0.097	0.019	ND	Pass	Permethrin (trans + cis)	0.033	0.1	0.5	ND	Pass
Clofentezine	0.035	0.097	0.1	ND	Pass	Phosmet	0.051	0.097	0.1	ND	Pass
Coumaphos	0.039	0.097	0.039	ND	Pass	Piperonyl Butoxide	0.037	0.097	3	ND	Pass
Daminozide	0.019	0.097	0.019	ND	Pass	Prallethrin	0.047	0.097	0.1	ND	Pass
Diazinon	0.031	0.097	0.1	ND	Pass	Propiconazole	0.023	0.097	0.1	ND	Pass
Dichlorvos	0.06	0.097	0.06	ND	Pass	Propoxur	0.027	0.097	0.027	ND	Pass
Dimethoate	0.027	0.097	0.027	ND	Pass	Pyrethrins (Cinerin + Jasmolin + Pyrethrin)	0.0133	0.04	0.5	ND	Pass
Dimethomorph (I + II)	0.033	0.1	2	ND	Pass	Pyridaben	0.021	0.097	0.1	ND	Pass
Ethoprophos	0.023	0.097	0.023	ND	Pass	Spinetoram (J + L)	0.033	0.1	0.1	ND	Pass
Etofenprox	0.041	0.097	0.041	ND	Pass	Spinosyn (A + D)	0.033	0.1	0.1	ND	Pass
Etoazole	0.027	0.097	0.1	ND	Pass	Spiromesifen	0.047	0.097	0.1	ND	Pass
Fenhexamid	0.031	0.097	0.1	ND	Pass	Spirotetramat	0.019	0.097	0.1	ND	Pass
Fenoxycarb	0.041	0.097	0.041	ND	Pass	Spiroxamine	0.025	0.097	0.025	ND	Pass
Fenpyroximate	0.023	0.097	0.1	ND	Pass	Tebuconazole	0.027	0.097	0.1	ND	Pass
Fipronil	0.037	0.097	0.037	ND	Pass	Thiacloprid	0.033	0.097	0.033	ND	Pass
Flonicamid	0.039	0.097	0.1	ND	Pass	Thiamethoxam	0.027	0.097	5	ND	Pass
Fludioxonil	0.029	0.097	0.1	ND	Pass	Trifloxystrobin	0.037	0.097	0.1	ND	Pass
Hexythiazox	0.043	0.097	0.1	ND	Pass						



LCMS Date Tested:
Pesticides: LC-MS/MS. LCMS Method SOP-005



Scott A. Robertson
Scott Robertson
Lab Director
05/18/2026

Confident LIMS
All Rights Reserved
coa.support@confidentlims.com
(866) 506-5866
www.confidentlims.com



ND = Not Detected, NR = Not Reported, LOD = Limit of Detection, LOQ = Limit of Quantitation. This product has been tested by Excelbis Labs LLC using valid testing methodologies and a quality system as required by state law. All LQC samples were performed and met the prescribed acceptance criteria in 16 CCR section 5730, pursuant to 16 CCR section 5726(e)(13). Values reported relate only to the product tested. Excelbis Labs LLC makes no claims as to the efficacy, safety or other risks associated with any detected or non-detected levels of any compounds reported herein. This Certificate shall not be reproduced except in full, without the written approval of Excelbis Labs LLC. This Certificate of Analysis is limited to the sample tested in a batch. This Certificate does not make any representation or warranty for all Products within the tested Batch.



Excelbis Labs
1920 E Warner Avenue
Santa Ana, CA 92705

(714) 987-2095
http://excelbislabs.com
Lic#

Train Wreck

Sample ID: 2601EXL0433.1920
Strain: Train Wreck
Matrix: Concentrates & Extracts
Type: Vape
Sample Size: ; Batch:

Produced:
Collected:
Received:
Completed: 05/18/2026
Batch#: 1

Client
Mad Labs
Lic. #
9252 Garden Grove BLVD STE 19
Garden Grove, CA 92844

Residual Solvents

Pass

Analyte	LOD	LOQ	Limit	Conc.	Status
	µg/g	µg/g	µg/g	µg/g	
Acetone	15.4688	46.875	5000	ND	Pass
Acetonitrile	15.4688	46.875	410	ND	Pass
Benzene	0.1547	0.4688	1	ND	Pass
Butane	15.4688	46.875	5000	ND	Pass
Chloroform	0.1547	0.4688	1	ND	Pass
1, 2-Dichloroethane	0.1547	0.4688	1	ND	Pass
Ethanol	15.4688	46.875	5000	ND	Pass
Ethyl Acetate	15.4688	46.875	5000	ND	Pass
Ethyl Ether	15.4688	46.875	5000	ND	Pass
Ethylene Oxide	0.1547	0.4688	1	ND	Pass
Heptane	15.4688	46.875	5000	ND	Pass
Hexane	15.4688	46.875	290	ND	Pass
Isopropyl Alcohol	15.4688	46.875	5000	ND	Pass
Methanol	15.4688	46.875	3000	ND	Pass
Methylene Chloride	0.1547	0.4688	1	ND	Pass
Pentane	15.4688	46.875	5000	ND	Pass
Propane	15.4688	46.875	5000	ND	Pass
Toluene	15.4688	46.875	890	ND	Pass
Total Xylenes (o, m, p)	46.4063	140.625	2170	ND	Pass
Trichloroethylene	0.1547	0.4688	1	ND	Pass

EXCELBIS LABS

Date Tested:
Residual Solvents: HS-GC-MS RS Method SOP-009



Scott A. Robertson

Scott Robertson
Lab Director
05/18/2026

Confident LIMS
All Rights Reserved
coa.support@confidentlims.com
(866) 506-5866
www.confidentlims.com



ND = Not Detected, NR = Not Reported, LOD = Limit of Detection, LOQ = Limit of Quantitation. This product has been tested by Excelbis Labs LLC using valid testing methodologies and a quality system as required by state law. All LQC samples were performed and met the prescribed acceptance criteria in 16 CCR section 5730, pursuant to 16 CCR section 5726(e)(13). Values reported relate only to the product tested. Excelbis Labs LLC makes no claims as to the efficacy, safety or other risks associated with any detected or non-detected levels of any compounds reported herein. This Certificate shall not be reproduced except in full, without the written approval of Excelbis Labs LLC. This Certificate of Analysis is limited to the sample tested in a batch. This Certificate does not make any representation or warranty for all Products within the tested Batch.



Excelbis Labs
1920 E Warner Avenue
Santa Ana, CA 92705

(714) 987-2095
http://excelbislabs.com
Lic#

Rainbow Belts

Sample ID: 2601EXL0433.1923
Strain: Rainbow Belts
Matrix: Concentrates & Extracts
Type: Vape
Sample Size: ; Batch:

Produced:
Collected:
Received:
Completed: 05/18/2026
Batch#: 1

Client
Mad Labs
Lic. #
9252 Garden Grove BLVD STE 19
Garden Grove, CA 92844



Summary

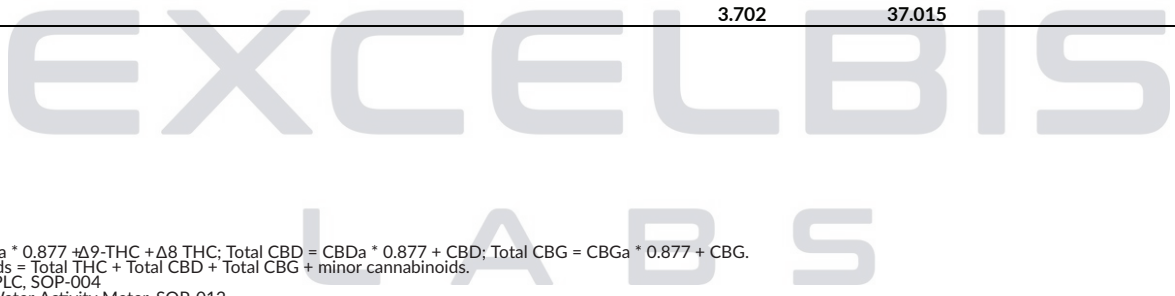
Test	Date Tested	Result
Batch		Pass
Cannabinoids		Complete
Foreign Matter	04/23/2026	Complete
Heavy Metals		Pass
Microbials		Pass
Mycotoxins		Pass
GCMS Pesticides		Pass
LCMS Pesticides		Pass
Residual Solvents		Pass
Terpenes		Complete

Cannabinoids

Complete

0.484% Total THC	ND Total CBD	3.702% Total Cannabinoids
----------------------------	------------------------	-------------------------------------

Analyte	LOD	LOQ	Result	Result
	mg/g	mg/g	%	mg/g
CBC	0.171	0.455	ND	ND
CBD	0.455	0.909	ND	ND
CBDa	0.341	0.909	ND	ND
CBG	0.455	0.909	ND	ND
CBN	0.171	0.455	ND	ND
Δ8-THC	0.341	0.909	ND	ND
Δ9-THC	0.341	0.909	ND	ND
THCa	0.227	0.455	0.5519	5.519
THCV	0.455	0.909	ND	ND
Total THC			0.484	4.840
Total CBD			ND	ND
Total CBG			ND	ND
Total			3.702	37.015



Date Tested:

Total THC = THCa * 0.877 + Δ9-THC + Δ8 THC; Total CBD = CBDa * 0.877 + CBD; Total CBG = CBGa * 0.877 + CBG.
Total Cannabinoids = Total THC + Total CBD + Total CBG + minor cannabinoids.
Cannabinoids: HPLC, SOP-004
Water Activity: Water Activity Meter, SOP-012
Moisture Content: Moisture Analyzer, SOP-011
Foreign Matter: Visual Inspection, SOP-001



Scott Robertson

Scott Robertson
Lab Director
05/18/2026

Confident LIMS
All Rights Reserved
coa.support@confidentlims.com
(866) 506-5866
www.confidentlims.com



ND = Not Detected, NR = Not Reported, LOD = Limit of Detection, LOQ = Limit of Quantitation. This product has been tested by Excelbis Labs LLC using valid testing methodologies and a quality system as required by state law. All LQC samples were performed and met the prescribed acceptance criteria in 16 CCR section 5730, pursuant to 16 CCR section 5726(e)(13). Values reported relate only to the product tested. Excelbis Labs LLC makes no claims as to the efficacy, safety or other risks associated with any detected or non-detected levels of any compounds reported herein. This Certificate shall not be reproduced except in full, without the written approval of Excelbis Labs LLC. This Certificate of Analysis is limited to the sample tested in a batch. This Certificate does not make any representation or warranty for all Products within the tested Batch.



Excelbis Labs
1920 E Warner Avenue
Santa Ana, CA 92705

(714) 987-2095
http://excelbislabs.com
Lic#

Rainbow Belts

Sample ID: 2601EXL0433.1923
Strain: Rainbow Belts
Matrix: Concentrates & Extracts
Type: Vape
Sample Size: ; Batch:

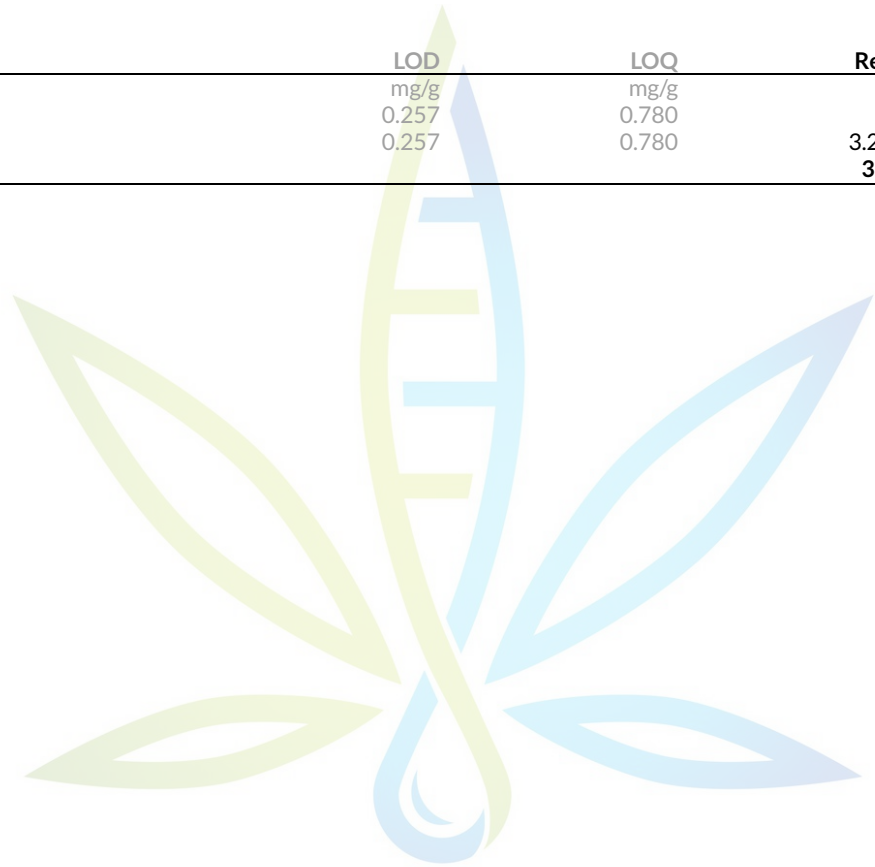
Produced:
Collected:
Received:
Completed: 05/18/2026
Batch#: 1

Client
Mad Labs
Lic. #
9252 Garden Grove BLVD STE 19
Garden Grove, CA 92844

Cannabinoids

Complete

Analyte	LOD	LOQ	Result	Result
	mg/g	mg/g	%	mg/g
HHC	0.257	0.780	ND	ND
THCp	0.257	0.780	3.2175	32.175
Total			3.702	37.015



EXCELBIS

Total THC = THCa * 0.877 + Δ9-THC + Δ8 THC; Total CBD = CBDa * 0.877 + CBD; Total CBG = CBGa * 0.877 + CBG.
Total Cannabinoids = Total THC + Total CBD + Total CBG + minor cannabinoids.
Cannabinoids: HPLC, SOP-004
Water Activity: Water Activity Meter, SOP-012
Moisture Content: Moisture Analyzer, SOP-011
Foreign Matter: Visual Inspection, SOP-001

L A B S



Scott Robertson
Lab Director
05/18/2026

Confident LIMS
All Rights Reserved
coa.support@confidentlims.com
(866) 506-5866
www.confidentlims.com



ND = Not Detected, NR = Not Reported, LOD = Limit of Detection, LOQ = Limit of Quantitation. This product has been tested by Excelbis Labs LLC using valid testing methodologies and a quality system as required by state law. All LQC samples were performed and met the prescribed acceptance criteria in 16 CCR section 5730, pursuant to 16 CCR section 5726(e)(13). Values reported relate only to the product tested. Excelbis Labs LLC makes no claims as to the efficacy, safety or other risks associated with any detected or non-detected levels of any compounds reported herein. This Certificate shall not be reproduced except in full, without the written approval of Excelbis Labs LLC. This Certificate of Analysis is limited to the sample tested in a batch. This Certificate does not make any representation or warranty for all Products within the tested Batch.



Excelbis Labs
1920 E Warner Avenue
Santa Ana, CA 92705

(714) 987-2095
http://excelbislabs.com
Lic#

Rainbow Belts

Sample ID: 2601EXL0433.1923
Strain: Rainbow Belts
Matrix: Concentrates & Extracts
Type: Vape
Sample Size: ; Batch:

Produced:
Collected:
Received:
Completed: 05/18/2026
Batch#: 1

Client
Mad Labs
Lic. #
9252 Garden Grove BLVD STE 19
Garden Grove, CA 92844

GC Pesticides

Pass

Analyte	LOD	LOQ	Limit	Conc.	Status
	µg/g	µg/g	µg/g	µg/g	
Captan	0.054	0.097	0.7	ND	Pass
Chlordane (trans + cis)	0.058	0.098	0.058	ND	Pass
Chlorfenapyr	0.056	0.097	0.056	ND	Pass
Cyfluthrin	0.052	0.097	2	ND	Pass
Cypermethrin	0.054	0.097	1	ND	Pass
Parathion Methyl	0.039	0.097	0.039	ND	Pass
Pentachloronitrobenzene (Quintozene)	0.062	0.097	0.1	ND	Pass

Mycotoxins

Pass

Analytes	LOD	LOQ	Limit	Conc.	Status
	µg/kg	µg/kg	µg/kg	µg/kg	
Aflatoxin B1	4.0000	5.0000		ND	Tested
Aflatoxin B2	4.0000	5.0000		ND	Tested
Aflatoxin G1	4.0000	5.0000		ND	Tested
Aflatoxin G2	4.0000	5.0000		ND	Tested
Ochratoxin A	10.0000	16.0000	20	ND	Pass
Total Aflatoxins			20	ND	Pass

Microbials

Pass

Analyte	Limit	Detected / Not Detected	Status
	RFU/g	RFU/g	
Aspergillus flavus	0	Not Detected	Pass
Aspergillus fumigatus	0	Not Detected	Pass
Aspergillus niger	0	Not Detected	Pass
Aspergillus terreus	0	Not Detected	Pass
Shiga toxin-producing E. Coli	0	Not Detected	Pass
Salmonella SPP	0	Not Detected	Pass
Yeast & Mold	0	Not Detected	Pass

Heavy Metals

Pass

Analyte	LOD	LOQ	Limit	Conc.	Status
	µg/g	µg/g	µg/g	µg/g	
Arsenic	0.0150	0.05	0.2	ND	Pass
Cadmium	0.0113	0.05	0.2	ND	Pass
Lead	0.00615	0.05	0.5	ND	Pass
Mercury	0.00126	0.005	0.1	ND	Pass

GCMS Date Tested:
Pesticides: GC-MS/MS. GCMS Method SOP-006
LCMS Date Tested:
Mycotoxins Footnote: Mycotoxins: LC-MS/MS, LCMS Method LCP-SOP-001
Microbial Date Tested:
Microbials Footnote: Microbial: SOP-010
RFU = Relative Fluorescence Units
Heavy Metals Date Tested:
Heavy Metals: Heavy Metals: ICP-MS, SOP-007



Scott A. Robertson

Scott Robertson
Lab Director
05/18/2026

Confident LIMS
All Rights Reserved
coa.support@confidentlims.com
(866) 506-5866
www.confidentlims.com



ND = Not Detected, NR = Not Reported, LOD = Limit of Detection, LOQ = Limit of Quantitation. This product has been tested by Excelbis Labs LLC using valid testing methodologies and a quality system as required by state law. All LQC samples were performed and met the prescribed acceptance criteria in 16 CCR section 5730, pursuant to 16 CCR section 5726(e)(13). Values reported relate only to the product tested. Excelbis Labs LLC makes no claims as to the efficacy, safety or other risks associated with any detected or non-detected levels of any compounds reported herein. This Certificate shall not be reproduced except in full, without the written approval of Excelbis Labs LLC. This Certificate of Analysis is limited to the sample tested in a batch. This Certificate does not make any representation or warranty for all Products within the tested Batch.



Rainbow Belts

Sample ID: 2601EXL0433.1923
Strain: Rainbow Belts
Matrix: Concentrates & Extracts
Type: Vape
Sample Size: ; Batch:

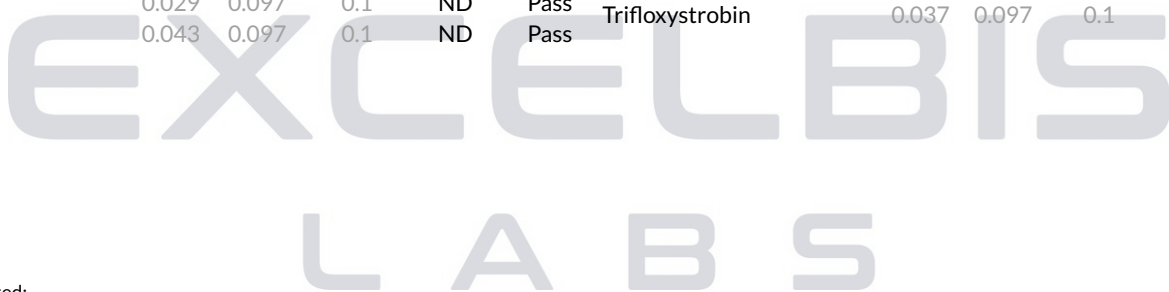
Produced:
Collected:
Received:
Completed: 05/18/2026
Batch#: 1

Client
Mad Labs
Lic. #
9252 Garden Grove BLVD STE 19
Garden Grove, CA 92844

LC Pesticides

Pass

Analyte	LOD	LOQ	Limit	Result	Status	Analyte	LOD	LOQ	Limit	Result	Status
	µg/g	µg/g	µg/g	µg/g			µg/g	µg/g	µg/g	µg/g	
Abamectin	0.043	0.097	0.1	ND	Pass	Imazalil	0.029	0.097	0.029	ND	Pass
Acephate	0.019	0.097	0.1	ND	Pass	Imidacloprid	0.021	0.097	5	ND	Pass
Acequinocyl	0.031	0.097	0.1	ND	Pass	Kresoxim Methyl	0.045	0.097	0.1	ND	Pass
Acetamiprid	0.023	0.097	0.1	ND	Pass	Malathion	0.027	0.097	0.5	ND	Pass
Aldicarb	0.029	0.097	0.029	ND	Pass	Metalaxyl	0.029	0.097	2	ND	Pass
Azoxystrobin	0.025	0.097	0.1	ND	Pass	Methiocarb	0.029	0.097	0.029	ND	Pass
Bifenazate	0.031	0.097	0.1	ND	Pass	Methomyl	0.029	0.097	1	ND	Pass
Bifenthrin	0.033	0.097	3	ND	Pass	Mevinphos	0.033	0.1	0.033	ND	Pass
Boscalid	0.021	0.097	0.1	ND	Pass	Myclobutanil	0.047	0.097	0.1	ND	Pass
Carbaryl	0.025	0.097	0.5	ND	Pass	Naled	0.033	0.097	0.1	ND	Pass
Carbofuran	0.033	0.097	0.033	ND	Pass	Oxamyl	0.021	0.097	0.5	ND	Pass
Chlorantraniliprole	0.025	0.097	10	ND	Pass	Pacllobutrazol	0.027	0.097	0.027	ND	Pass
Chlorpyrifos	0.019	0.097	0.019	ND	Pass	Permethrin (trans + cis)	0.033	0.1	0.5	ND	Pass
Clofentezine	0.035	0.097	0.1	ND	Pass	Phosmet	0.051	0.097	0.1	ND	Pass
Coumaphos	0.039	0.097	0.039	ND	Pass	Piperonyl Butoxide	0.037	0.097	3	ND	Pass
Daminozide	0.019	0.097	0.019	ND	Pass	Prallethrin	0.047	0.097	0.1	ND	Pass
Diazinon	0.031	0.097	0.1	ND	Pass	Propiconazole	0.023	0.097	0.1	ND	Pass
Dichlorvos	0.06	0.097	0.06	ND	Pass	Propoxur	0.027	0.097	0.027	ND	Pass
Dimethoate	0.027	0.097	0.027	ND	Pass	Pyrethrins (Cinerin + Jasmolin + Pyrethrin)	0.0133	0.04	0.5	ND	Pass
Dimethomorph (I + II)	0.033	0.1	2	ND	Pass	Pyridaben	0.021	0.097	0.1	ND	Pass
Ethoprophos	0.023	0.097	0.023	ND	Pass	Spinetoram (J + L)	0.033	0.1	0.1	ND	Pass
Etofenprox	0.041	0.097	0.041	ND	Pass	Spinosyn (A + D)	0.033	0.1	0.1	ND	Pass
Etoazole	0.027	0.097	0.1	ND	Pass	Spiromesifen	0.047	0.097	0.1	ND	Pass
Fenhexamid	0.031	0.097	0.1	ND	Pass	Spirotetramat	0.019	0.097	0.1	ND	Pass
Fenoxycarb	0.041	0.097	0.041	ND	Pass	Spiroxamine	0.025	0.097	0.025	ND	Pass
Fenpyroximate	0.023	0.097	0.1	ND	Pass	Tebuconazole	0.027	0.097	0.1	ND	Pass
Fipronil	0.037	0.097	0.037	ND	Pass	Thiacloprid	0.033	0.097	0.033	ND	Pass
Flonicamid	0.039	0.097	0.1	ND	Pass	Thiamethoxam	0.027	0.097	5	ND	Pass
Fludioxonil	0.029	0.097	0.1	ND	Pass	Trifloxystrobin	0.037	0.097	0.1	ND	Pass
Hexythiazox	0.043	0.097	0.1	ND	Pass						



LCMS Date Tested:
Pesticides: LC-MS/MS. LCMS Method SOP-005



Scott A. Robertson

Scott Robertson
Lab Director
05/18/2026

Confident LIMS
All Rights Reserved
coa.support@confidentlims.com
(866) 506-5866
www.confidentlims.com



ND = Not Detected, NR = Not Reported, LOD = Limit of Detection, LOQ = Limit of Quantitation. This product has been tested by Excelbis Labs LLC using valid testing methodologies and a quality system as required by state law. All LQC samples were performed and met the prescribed acceptance criteria in 16 CCR section 5730, pursuant to 16 CCR section 5726(e)(13). Values reported relate only to the product tested. Excelbis Labs LLC makes no claims as to the efficacy, safety or other risks associated with any detected or non-detected levels of any compounds reported herein. This Certificate shall not be reproduced except in full, without the written approval of Excelbis Labs LLC. This Certificate of Analysis is limited to the sample tested in a batch. This Certificate does not make any representation or warranty for all Products within the tested Batch.



Excelbis Labs
1920 E Warner Avenue
Santa Ana, CA 92705

(714) 987-2095
http://excelbislabs.com
Lic#

Rainbow Belts

Sample ID: 2601EXL0433.1923
Strain: Rainbow Belts
Matrix: Concentrates & Extracts
Type: Vape
Sample Size: ; Batch:

Produced:
Collected:
Received:
Completed: 05/18/2026
Batch#: 1

Client
Mad Labs
Lic. #
9252 Garden Grove BLVD STE 19
Garden Grove, CA 92844

Residual Solvents

Pass

Analyte	LOD	LOQ	Limit	Conc.	Status
	µg/g	µg/g	µg/g	µg/g	
Acetone	0.008	0.019		ND	Tested
Acetonitrile	0.006	0.019		ND	Tested
Benzene	0.029	0.097	0.029	ND	Pass
Butane	0.002	0.019		ND	Tested
Chloroform	0.033	0.097	0.033	ND	Pass
1, 2-Dichloroethane	0.058	0.098	0.058	ND	Pass
Ethanol	0.004	0.019		ND	Tested
Ethyl Acetate	0.043	0.058		ND	Tested
Ethyl Ether	0.01	0.039		ND	Tested
Ethylene Oxide	0.056	0.097	0.056	ND	Pass
Heptane	0.039	0.097	0.039	ND	Pass
Hexane	0.019	0.097	0.019	ND	Pass
Isopropyl Alcohol	0.06	0.097	0.06	ND	Pass
Methanol	0.027	0.097	0.027	ND	Pass
Methylene Chloride	0.019	0.097	0.019	ND	Pass
Pentane	0.023	0.097	0.023	ND	Pass
Propane	0.041	0.097	0.041	ND	Pass
Toluene	0.041	0.097	0.041	ND	Pass
Total Xylenes (o, m, p)	0.037	0.097	0.037	ND	Pass
Trichloroethylene	0.0133	0.04	0.5	ND	Pass

EXCELBIS

LABS

Date Tested:
Residual Solvents: HS-GC-MS RS Method SOP-009



Scott Robertson

Scott Robertson
Lab Director
05/18/2026

Confident LIMS
All Rights Reserved
coa.support@confidentlims.com
(866) 506-5866
www.confidentlims.com



ND = Not Detected, NR = Not Reported, LOD = Limit of Detection, LOQ = Limit of Quantitation. This product has been tested by Excelbis Labs LLC using valid testing methodologies and a quality system as required by state law. All LQC samples were performed and met the prescribed acceptance criteria in 16 CCR section 5730, pursuant to 16 CCR section 5726(e)(13). Values reported relate only to the product tested. Excelbis Labs LLC makes no claims as to the efficacy, safety or other risks associated with any detected or non-detected levels of any compounds reported herein. This Certificate shall not be reproduced except in full, without the written approval of Excelbis Labs LLC. This Certificate of Analysis is limited to the sample tested in a batch. This Certificate does not make any representation or warranty for all Products within the tested Batch.



Excelbis Labs
1920 E Warner Avenue
Santa Ana, CA 92705

(714) 987-2095
http://excelbislabs.com
Lic#

Rainbow Belts

Sample ID: 2601EXL0433.1923
Strain: Rainbow Belts
Matrix: Concentrates & Extracts
Type: Vape
Sample Size: ; Batch:

Produced:
Collected:
Received:
Completed: 05/18/2026
Batch#: 1

Client
Mad Labs
Lic. #
9252 Garden Grove BLVD STE 19
Garden Grove, CA 92844

Terpenes

Complete

Analyte	LOD µg/g	LOQ µg/g	Conc. %	Conc. mg/g
α-Bisabolol	12.200000	97.600000	NR	NR
Camphene	1.525000	97.600000	NR	NR
3-Carene	1.525000	97.600000	NR	NR
β-Caryophyllene	24.400000	97.600000	NR	NR
p-Cymene	1.525000	97.600000	NR	NR
Eucalyptol	1.525000	97.600000	NR	NR
Geraniol	6.100000	97.600000	NR	NR
α-Humulene	3.050000	97.600000	NR	NR
Isopulegol	12.200000	97.600000	NR	NR
δ-Limonene	3.050000	97.600000	NR	NR
Linalool	3.050000	97.600000	NR	NR
β-Myrcene	1.525000	97.600000	NR	NR
trans-Nerolidol	6.100000	97.600000	NR	NR
α-Ocimene	1.525000	97.600000	NR	NR
β-Ocimene	1.525000	97.600000	NR	NR
β-Pinene	1.525000	97.600000	NR	NR
α-Pinene	1.525000	97.600000	NR	NR
γ-Terpinene	1.525000	97.600000	NR	NR
α-Terpinene	1.525000	97.600000	NR	NR
Terpinolene	1.525000	97.600000	NR	NR
Total			0.000000	0

Primary Aromas

Date Tested:
Terpenes: HS-GC-MS



Scott A. Robertson

Scott Robertson
Lab Director
05/18/2026

Confident LIMS
All Rights Reserved
coa.support@confidentlims.com
(866) 506-5866
www.confidentlims.com



ND = Not Detected, NR = Not Reported, LOD = Limit of Detection, LOQ = Limit of Quantitation. This product has been tested by Excelbis Labs LLC using valid testing methodologies and a quality system as required by state law. All LQC samples were performed and met the prescribed acceptance criteria in 16 CCR section 5730, pursuant to 16 CCR section 5726(e)(13). Values reported relate only to the product tested. Excelbis Labs LLC makes no claims as to the efficacy, safety or other risks associated with any detected or non-detected levels of any compounds reported herein. This Certificate shall not be reproduced except in full, without the written approval of Excelbis Labs LLC. This Certificate of Analysis is limited to the sample tested in a batch. This Certificate does not make any representation or warranty for all Products within the tested Batch.



Mandarin Orange

Sample ID: 2601EXL0433.1919
Strain: Mandarin
Matrix: Concentrates & Extracts
Type: Vape
Sample Size: ; Batch:

Produced:
Collected:
Received:
Completed: 05/18/2026
Batch#: 1

Client
Mad Labs
Lic. #
9252 Garden Grove BLVD STE 19
Garden Grove, CA 92844



Summary

Test	Date Tested	Result
Batch		Pass
Cannabinoids		Complete
Heavy Metals		Pass
Microbials		Pass
Mycotoxins		Pass
GCMS Pesticides		Pass
LCMS Pesticides		Pass
Residual Solvents		Pass

Cannabinoids

Complete

ND Total THC	ND Total CBD	2.159% Total Cannabinoids
------------------------	------------------------	-------------------------------------

Analyte	LOD	LOQ	Result	Result
	mg/g	mg/g	%	mg/g
CBC	0.171	0.455	ND	ND
CBD	0.455	0.909	ND	ND
CBDa	0.341	0.909	ND	ND
CBG	0.455	0.909	ND	ND
CBN	0.171	0.455	ND	ND
Δ10-THC	0.257	0.780	ND	ND
Δ8-THC	0.341	0.909	ND	ND
Δ9-THC	0.341	0.909	ND	ND
THCa	0.227	0.455	ND	ND
THCV	0.455	0.909	ND	ND
Total THC			ND	ND
Total CBD			ND	ND
Total CBG			ND	ND
Total			2.159	21.592

Date Tested:

Total THC = THCa * 0.877 + Δ9-THC + Δ8 THC; Total CBD = CBDa * 0.877 + CBD; Total CBG = CBGa * 0.877 + CBG.

Total Cannabinoids = Total THC + Total CBD + Total CBG + minor cannabinoids.

Cannabinoids: HPLC, SOP-004

Water Activity: Water Activity Meter, SOP-012

Moisture Content: Moisture Analyzer, SOP-011

Foreign Matter: Visual Inspection, SOP-001



Scott A. Robertson

Scott Robertson
Lab Director
05/18/2026

Confident LIMS
All Rights Reserved
coa.support@confidentlims.com
(866) 506-5866
www.confidentlims.com



ND = Not Detected, NR = Not Reported, LOD = Limit of Detection, LOQ = Limit of Quantitation. This product has been tested by Excelbis Labs LLC using valid testing methodologies and a quality system as required by state law. All LQC samples were performed and met the prescribed acceptance criteria in 16 CCR section 5730, pursuant to 16 CCR section 5726(e)(13). Values reported relate only to the product tested. Excelbis Labs LLC makes no claims as to the efficacy, safety or other risks associated with any detected or non-detected levels of any compounds reported herein. This Certificate shall not be reproduced except in full, without the written approval of Excelbis Labs LLC. This Certificate of Analysis is limited to the sample tested in a batch. This Certificate does not make any representation or warranty for all Products within the tested Batch.



Excelbis Labs
1920 E Warner Avenue
Santa Ana, CA 92705

(714) 987-2095
http://excelbislabs.com
Lic#

Mandarin Orange

Sample ID: 2601EXL0433.1919
Strain: Mandarin
Matrix: Concentrates & Extracts
Type: Vape
Sample Size: ; Batch:


Produced:
Collected:
Received:
Completed: 05/18/2026
Batch#: 1

Client
Mad Labs
Lic. #
9252 Garden Grove BLVD STE 19
Garden Grove, CA 92844

Cannabinoids

Complete

Analyte	LOD	LOQ	Result	Result
	mg/g	mg/g	%	mg/g
HHC	0.257	0.780	ND	ND
THCp	0.257	0.780	2.1592	21.592
THC-b	0.257	0.780	ND	ND
THC-h	0.257	0.780	ND	ND
HHCa	0.257	0.780	ND	ND
HHCp	0.257	0.780	ND	ND
Total			2.159	21.592



EXCELBIS

Total THC = THCa * 0.877 + Δ9-THC + Δ8 THC; Total CBD = CBDa * 0.877 + CBD; Total CBG = CBGa * 0.877 + CBG.
Total Cannabinoids = Total THC + Total CBD + Total CBG + minor cannabinoids.
Cannabinoids: HPLC, SOP-004
Water Activity: Water Activity Meter, SOP-012
Moisture Content: Moisture Analyzer, SOP-011
Foreign Matter: Visual Inspection, SOP-001

L A B S



Scott Robertson
Lab Director
05/18/2026

Confident LIMS
All Rights Reserved
coa.support@confidentlims.com
(866) 506-5866
www.confidentlims.com



ND = Not Detected, NR = Not Reported, LOD = Limit of Detection, LOQ = Limit of Quantitation. This product has been tested by Excelbis Labs LLC using valid testing methodologies and a quality system as required by state law. All LQC samples were performed and met the prescribed acceptance criteria in 16 CCR section 5730, pursuant to 16 CCR section 5726(e)(13). Values reported relate only to the product tested. Excelbis Labs LLC makes no claims as to the efficacy, safety or other risks associated with any detected or non-detected levels of any compounds reported herein. This Certificate shall not be reproduced except in full, without the written approval of Excelbis Labs LLC. This Certificate of Analysis is limited to the sample tested in a batch. This Certificate does not make any representation or warranty for all Products within the tested Batch.



Excelbis Labs
1920 E Warner Avenue
Santa Ana, CA 92705

(714) 987-2095
http://excelbislabs.com
Lic#

Mandarin Orange

Sample ID: 2601EXL0433.1919
Strain: Mandarin
Matrix: Concentrates & Extracts
Type: Vape
Sample Size: ; Batch:

Produced:
Collected:
Received:
Completed: 05/18/2026
Batch#: 1

Client
Mad Labs
Lic. #
9252 Garden Grove BLVD STE 19
Garden Grove, CA 92844

GC Pesticides

Pass

Analyte	LOD	LOQ	Limit	Conc.	Status
	µg/g	µg/g	µg/g	µg/g	
Captan	0.054	0.097	0.7	ND	Pass
Chlordane (trans + cis)	0.058	0.098	0.058	ND	Pass
Chlorfenapyr	0.056	0.097	0.056	ND	Pass
Cyfluthrin	0.052	0.097	2	ND	Pass
Cypermethrin	0.054	0.097	1	ND	Pass
Parathion Methyl	0.039	0.097	0.039	ND	Pass
Pentachloronitrobenzene (Quintozene)	0.062	0.097	0.1	ND	Pass

Mycotoxins

Pass

Analytes	LOD	LOQ	Limit	Conc.	Status
	µg/kg	µg/kg	µg/kg	µg/kg	
Aflatoxin B1	4.0000	5.0000		ND	Tested
Aflatoxin B2	4.0000	5.0000		ND	Tested
Aflatoxin G1	4.0000	5.0000		ND	Tested
Aflatoxin G2	4.0000	5.0000		ND	Tested
Ochratoxin A	10.0000	16.0000	20	ND	Pass
Total Aflatoxins			20	ND	Pass

Microbials

Pass

Analyte	Limit	Detected / Not Detected	Status
	RFU/g	RFU/g	
Aspergillus flavus	0	Not Detected	Pass
Aspergillus fumigatus	0	Not Detected	Pass
Aspergillus niger	0	Not Detected	Pass
Aspergillus terreus	0	Not Detected	Pass
Shiga toxin-producing E. Coli	0	Not Detected	Pass
Salmonella SPP	0	Not Detected	Pass
Yeast & Mold	0	Not Detected	Pass

Heavy Metals

Pass

Analyte	LOD	LOQ	Limit	Conc.	Status
	µg/g	µg/g	µg/g	µg/g	
Arsenic	0.0150	0.05	0.2	ND	Pass
Cadmium	0.0113	0.05	0.2	ND	Pass
Lead	0.00615	0.05	0.5	ND	Pass
Mercury	0.00126	0.005	0.1	ND	Pass

GCMS Date Tested:
Pesticides: GC-MS/MS, GCMS Method SOP-006
LCMS Date Tested:
Mycotoxins Footnote: Mycotoxins: LC-MS/MS, LCMS Method LCP-SOP-001
Microbial Date Tested:
Microbials Footnote: Microbial: SOP-010
RFU = Relative Fluorescence Units
Heavy Metals Date Tested:
Heavy Metals: Heavy Metals: ICP-MS, SOP-007



Scott A. Robertson

Scott Robertson
Lab Director
05/18/2026

Confident LIMS
All Rights Reserved
coa.support@confidentlims.com
(866) 506-5866
www.confidentlims.com



ND = Not Detected, NR = Not Reported, LOD = Limit of Detection, LOQ = Limit of Quantitation. This product has been tested by Excelbis Labs LLC using valid testing methodologies and a quality system as required by state law. All LQC samples were performed and met the prescribed acceptance criteria in 16 CCR section 5730, pursuant to 16 CCR section 5726(e)(13). Values reported relate only to the product tested. Excelbis Labs LLC makes no claims as to the efficacy, safety or other risks associated with any detected or non-detected levels of any compounds reported herein. This Certificate shall not be reproduced except in full, without the written approval of Excelbis Labs LLC. This Certificate of Analysis is limited to the sample tested in a batch. This Certificate does not make any representation or warranty for all Products within the tested Batch.



Excelbis Labs
1920 E Warner Avenue
Santa Ana, CA 92705

(714) 987-2095
http://excelbislabs.com
Lic#

Mandarin Orange

Sample ID: 2601EXL0433.1919
Strain: Mandarin
Matrix: Concentrates & Extracts
Type: Vape
Sample Size: ; Batch:

Produced:
Collected:
Received:
Completed: 05/18/2026
Batch#: 1

Client
Mad Labs
Lic. #
9252 Garden Grove BLVD STE 19
Garden Grove, CA 92844

LC Pesticides

Pass

Analyte	LOD	LOQ	Limit	Result	Status	Analyte	LOD	LOQ	Limit	Result	Status
	µg/g	µg/g	µg/g	µg/g			µg/g	µg/g	µg/g	µg/g	
Abamectin	0.043	0.097	0.1	ND	Pass	Imazalil	0.029	0.097	0.029	ND	Pass
Acephate	0.019	0.097	0.1	ND	Pass	Imidacloprid	0.021	0.097	5	ND	Pass
Acequinocyl	0.031	0.097	0.1	ND	Pass	Kresoxim Methyl	0.045	0.097	0.1	ND	Pass
Acetamiprid	0.023	0.097	0.1	ND	Pass	Malathion	0.027	0.097	0.5	ND	Pass
Aldicarb	0.029	0.097	0.029	ND	Pass	Metalaxyl	0.029	0.097	2	ND	Pass
Azoxystrobin	0.025	0.097	0.1	ND	Pass	Methiocarb	0.029	0.097	0.029	ND	Pass
Bifenazate	0.031	0.097	0.1	ND	Pass	Methomyl	0.029	0.097	1	ND	Pass
Bifenthrin	0.033	0.097	3	ND	Pass	Mevinphos	0.033	0.1	0.033	ND	Pass
Boscalid	0.021	0.097	0.1	ND	Pass	Myclobutanil	0.047	0.097	0.1	ND	Pass
Carbaryl	0.025	0.097	0.5	ND	Pass	Naled	0.033	0.097	0.1	ND	Pass
Carbofuran	0.033	0.097	0.033	ND	Pass	Oxamyl	0.021	0.097	0.5	ND	Pass
Chlorantraniliprole	0.025	0.097	10	ND	Pass	Pacllobutrazol	0.027	0.097	0.027	ND	Pass
Chlorpyrifos	0.019	0.097	0.019	ND	Pass	Permethrin (trans + cis)	0.033	0.1	0.5	ND	Pass
Clofentezine	0.035	0.097	0.1	ND	Pass	Phosmet	0.051	0.097	0.1	ND	Pass
Coumaphos	0.039	0.097	0.039	ND	Pass	Piperonyl Butoxide	0.037	0.097	3	ND	Pass
Daminozide	0.019	0.097	0.019	ND	Pass	Prallethrin	0.047	0.097	0.1	ND	Pass
Diazinon	0.031	0.097	0.1	ND	Pass	Propiconazole	0.023	0.097	0.1	ND	Pass
Dichlorvos	0.06	0.097	0.06	ND	Pass	Propoxur	0.027	0.097	0.027	ND	Pass
Dimethoate	0.027	0.097	0.027	ND	Pass	Pyrethrins (Cinerin + Jasmolin + Pyrethrin)	0.0133	0.04	0.5	ND	Pass
Dimethomorph (I + II)	0.033	0.1	2	ND	Pass	Pyridaben	0.021	0.097	0.1	ND	Pass
Ethoprophos	0.023	0.097	0.023	ND	Pass	Spinetoram (J + L)	0.033	0.1	0.1	ND	Pass
Etofenprox	0.041	0.097	0.041	ND	Pass	Spinosyn (A + D)	0.033	0.1	0.1	ND	Pass
Etoxazole	0.027	0.097	0.1	ND	Pass	Spiromesifen	0.047	0.097	0.1	ND	Pass
Fenhexamid	0.031	0.097	0.1	ND	Pass	Spirotetramat	0.019	0.097	0.1	ND	Pass
Fenoxycarb	0.041	0.097	0.041	ND	Pass	Spiroxamine	0.025	0.097	0.025	ND	Pass
Fenpyroximate	0.023	0.097	0.1	ND	Pass	Tebuconazole	0.027	0.097	0.1	ND	Pass
Fipronil	0.037	0.097	0.037	ND	Pass	Thiacloprid	0.033	0.097	0.033	ND	Pass
Flonicamid	0.039	0.097	0.1	ND	Pass	Thiamethoxam	0.027	0.097	5	ND	Pass
Fludioxonil	0.029	0.097	0.1	ND	Pass	Trifloxystrobin	0.037	0.097	0.1	ND	Pass
Hexythiazox	0.043	0.097	0.1	ND	Pass						



LCMS Date Tested:
Pesticides: LC-MS/MS. LCMS Method SOP-005



Scott A. Robertson

Scott Robertson
Lab Director
05/18/2026

Confident LIMS
All Rights Reserved
coa.support@confidentlims.com
(866) 506-5866
www.confidentlims.com



ND = Not Detected, NR = Not Reported, LOD = Limit of Detection, LOQ = Limit of Quantitation. This product has been tested by Excelbis Labs LLC using valid testing methodologies and a quality system as required by state law. All LQC samples were performed and met the prescribed acceptance criteria in 16 CCR section 5730, pursuant to 16 CCR section 5726(e)(13). Values reported relate only to the product tested. Excelbis Labs LLC makes no claims as to the efficacy, safety or other risks associated with any detected or non-detected levels of any compounds reported herein. This Certificate shall not be reproduced except in full, without the written approval of Excelbis Labs LLC. This Certificate of Analysis is limited to the sample tested in a batch. This Certificate does not make any representation or warranty for all Products within the tested Batch.



Excelbis Labs
1920 E Warner Avenue
Santa Ana, CA 92705

(714) 987-2095
http://excelbislabs.com
Lic#

Mandarin Orange

Sample ID: 2601EXL0433.1919
Strain: Mandarin
Matrix: Concentrates & Extracts
Type: Vape
Sample Size: ; Batch:

Produced:
Collected:
Received:
Completed: 05/18/2026
Batch#: 1

Client
Mad Labs
Lic. #
9252 Garden Grove BLVD STE 19
Garden Grove, CA 92844

Residual Solvents

Pass

Analyte	LOD	LOQ	Limit	Conc.	Status
	µg/g	µg/g	µg/g	µg/g	
Acetone	15.4688	46.875	5000	ND	Pass
Acetonitrile	15.4688	46.875	410	ND	Pass
Benzene	0.1547	0.4688	1	ND	Pass
Butane	15.4688	46.875	5000	ND	Pass
Chloroform	0.1547	0.4688	1	ND	Pass
1, 2-Dichloroethane	0.1547	0.4688	1	ND	Pass
Ethanol	15.4688	46.875	5000	ND	Pass
Ethyl Acetate	15.4688	46.875	5000	ND	Pass
Ethyl Ether	15.4688	46.875	5000	ND	Pass
Ethylene Oxide	0.1547	0.4688	1	ND	Pass
Heptane	15.4688	46.875	5000	ND	Pass
Hexane	15.4688	46.875	290	ND	Pass
Isopropyl Alcohol	15.4688	46.875	5000	ND	Pass
Methanol	15.4688	46.875	3000	ND	Pass
Methylene Chloride	0.1547	0.4688	1	ND	Pass
Pentane	15.4688	46.875	5000	ND	Pass
Propane	15.4688	46.875	5000	ND	Pass
Toluene	15.4688	46.875	890	ND	Pass
Total Xylenes (o, m, p)	46.4063	140.625	2170	ND	Pass
Trichloroethylene	0.1547	0.4688	1	ND	Pass



Date Tested:
Residual Solvents: HS-GC-MS RS Method SOP-009



Scott A. Robertson

Scott Robertson
Lab Director
05/18/2026

Confident LIMS
All Rights Reserved
coa.support@confidentlims.com
(866) 506-5866
www.confidentlims.com



ND = Not Detected, NR = Not Reported, LOD = Limit of Detection, LOQ = Limit of Quantitation. This product has been tested by Excelbis Labs LLC using valid testing methodologies and a quality system as required by state law. All LQC samples were performed and met the prescribed acceptance criteria in 16 CCR section 5730, pursuant to 16 CCR section 5726(e)(13). Values reported relate only to the product tested. Excelbis Labs LLC makes no claims as to the efficacy, safety or other risks associated with any detected or non-detected levels of any compounds reported herein. This Certificate shall not be reproduced except in full, without the written approval of Excelbis Labs LLC. This Certificate of Analysis is limited to the sample tested in a batch. This Certificate does not make any representation or warranty for all Products within the tested Batch.



Excelbis Labs
1920 E Warner Avenue
Santa Ana, CA 92705

(714) 987-2095
http://excelbislabs.com
Lic#

Lunar splash

Sample ID: 2601EXL0433.1925
Strain: Lunar Splash
Matrix: Concentrates & Extracts
Type: Vape
Sample Size: ; Batch:

Produced:
Collected:
Received:
Completed: 05/18/2026
Batch#: 1

Client
Mad Labs
Lic. #
9252 Garden Grove BLVD STE 19
Garden Grove, CA 92844



Summary

Test	Date Tested	Result
Batch		Pass
Cannabinoids		Complete
Heavy Metals		Pass
Microbials		Pass
Mycotoxins		Pass
GCMS Pesticides		Pass
LCMS Pesticides		Pass
Residual Solvents		Pass

Cannabinoids

Complete

8.909% Total THC	ND Total CBD	11.259% Total Cannabinoids
----------------------------	------------------------	--------------------------------------

Analyte	LOD	LOQ	Result	Result
	mg/g	mg/g	%	mg/g
CBC	0.171	0.455	ND	ND
CBD	0.455	0.909	ND	ND
CBDa	0.341	0.909	ND	ND
CBG	0.455	0.909	ND	ND
CBN	0.171	0.455	ND	ND
Δ10-THC	0.257	0.780	ND	ND
Δ8-THC	0.341	0.909	ND	ND
Δ9-THC	0.341	0.909	ND	ND
THCa	0.227	0.455	10.1588	101.588
THCV	0.455	0.909	ND	ND
Total THC			8.909	89.093
Total CBD			ND	ND
Total CBG			ND	ND
Total			11.259	112.594

Date Tested:

Total THC = THCa * 0.877 + Δ9-THC + Δ8-THC; Total CBD = CBDa * 0.877 + CBD; Total CBG = CBGa * 0.877 + CBG.
Total Cannabinoids = Total THC + Total CBD + Total CBG + minor cannabinoids.
Cannabinoids: HPLC, SOP-004
Water Activity: Water Activity Meter, SOP-012
Moisture Content: Moisture Analyzer, SOP-011
Foreign Matter: Visual Inspection, SOP-001



Scott A. Robertson

Scott Robertson
Lab Director
05/18/2026

Confident LIMS
All Rights Reserved
coa.support@confidentlims.com
(866) 506-5866
www.confidentlims.com



ND = Not Detected, NR = Not Reported, LOD = Limit of Detection, LOQ = Limit of Quantitation. This product has been tested by Excelbis Labs LLC using valid testing methodologies and a quality system as required by state law. All LQC samples were performed and met the prescribed acceptance criteria in 16 CCR section 5730, pursuant to 16 CCR section 5726(e)(13). Values reported relate only to the product tested. Excelbis Labs LLC makes no claims as to the efficacy, safety or other risks associated with any detected or non-detected levels of any compounds reported herein. This Certificate shall not be reproduced except in full, without the written approval of Excelbis Labs LLC. This Certificate of Analysis is limited to the sample tested in a batch. This Certificate does not make any representation or warranty for all Products within the tested Batch.



Excelbis Labs
1920 E Warner Avenue
Santa Ana, CA 92705

(714) 987-2095
http://excelbislabs.com
Lic#

Lunar splash

Sample ID: 2601EXL0433.1925
Strain: Lunar Splash
Matrix: Concentrates & Extracts
Type: Vape
Sample Size: ; Batch:


Produced:
Collected:
Received:
Completed: 05/18/2026
Batch#: 1

Client
Mad Labs
Lic. #
9252 Garden Grove BLVD STE 19
Garden Grove, CA 92844

Cannabinoids

Complete

Analyte	LOD mg/g	LOQ mg/g	Result %	Result mg/g
HHC	0.257	0.780	ND	ND
THCp	0.257	0.780	2.3501	23.501
THC-b	0.257	0.780	ND	ND
THC-h	0.257	0.780	ND	ND
HHCa	0.257	0.780	ND	ND
HHCp	0.257	0.780	ND	ND
Total			11.259	112.594



EXCELBIS

Total THC = THCa * 0.877 + Δ9-THC + Δ8 THC; Total CBD = CBDa * 0.877 + CBD; Total CBG = CBGa * 0.877 + CBG.
Total Cannabinoids = Total THC + Total CBD + Total CBG + minor cannabinoids.
Cannabinoids: HPLC, SOP-004
Water Activity: Water Activity Meter, SOP-012
Moisture Content: Moisture Analyzer, SOP-011
Foreign Matter: Visual Inspection, SOP-001

L A B S



Scott A. Robertson

Scott Robertson
Lab Director
05/18/2026

Confident LIMS
All Rights Reserved
coa.support@confidentlims.com
(866) 506-5866
www.confidentlims.com



ND = Not Detected, NR = Not Reported, LOD = Limit of Detection, LOQ = Limit of Quantitation. This product has been tested by Excelbis Labs LLC using valid testing methodologies and a quality system as required by state law. All LQC samples were performed and met the prescribed acceptance criteria in 16 CCR section 5730, pursuant to 16 CCR section 5726(e)(13). Values reported relate only to the product tested. Excelbis Labs LLC makes no claims as to the efficacy, safety or other risks associated with any detected or non-detected levels of any compounds reported herein. This Certificate shall not be reproduced except in full, without the written approval of Excelbis Labs LLC. This Certificate of Analysis is limited to the sample tested in a batch. This Certificate does not make any representation or warranty for all Products within the tested Batch.



Lunar splash

Sample ID: 2601EXL0433.1925
Strain: Lunar Splash
Matrix: Concentrates & Extracts
Type: Vape
Sample Size: ; Batch:

Produced:
Collected:
Received:
Completed: 05/18/2026
Batch#: 1

Client
Mad Labs
Lic. #
9252 Garden Grove BLVD STE 19
Garden Grove, CA 92844

GC Pesticides

Pass

Analyte	LOD	LOQ	Limit	Conc.	Status
	µg/g	µg/g	µg/g	µg/g	
Captan	0.054	0.097	0.7	ND	Pass
Chlordane (trans + cis)	0.058	0.098	0.058	ND	Pass
Chlorfenapyr	0.056	0.097	0.056	ND	Pass
Cyfluthrin	0.052	0.097	2	ND	Pass
Cypermethrin	0.054	0.097	1	ND	Pass
Parathion Methyl	0.039	0.097	0.039	ND	Pass
Pentachloronitrobenzene (Quintozene)	0.062	0.097	0.1	ND	Pass

Mycotoxins

Pass

Analytes	LOD	LOQ	Limit	Conc.	Status
	µg/kg	µg/kg	µg/kg	µg/kg	
Aflatoxin B1	4.0000	5.0000		ND	Tested
Aflatoxin B2	4.0000	5.0000		ND	Tested
Aflatoxin G1	4.0000	5.0000		ND	Tested
Aflatoxin G2	4.0000	5.0000		ND	Tested
Ochratoxin A	10.0000	16.0000	20	ND	Pass
Total Aflatoxins			20	ND	Pass

Microbials

Pass

Analyte	Limit	Detected / Not Detected	Status
	RFU/g	RFU/g	
Aspergillus flavus	0	Not Detected	Pass
Aspergillus fumigatus	0	Not Detected	Pass
Aspergillus niger	0	Not Detected	Pass
Aspergillus terreus	0	Not Detected	Pass
Shiga toxin-producing E. Coli	0	Not Detected	Pass
Salmonella SPP	0	Not Detected	Pass
Yeast & Mold	0	Not Detected	Pass

Heavy Metals

Pass

Analyte	LOD	LOQ	Limit	Conc.	Status
	µg/g	µg/g	µg/g	µg/g	
Arsenic	0.0150	0.05	0.2	ND	Pass
Cadmium	0.0113	0.05	0.2	ND	Pass
Lead	0.00615	0.05	0.5	ND	Pass
Mercury	0.00126	0.005	0.1	ND	Pass

GCMS Date Tested:
Pesticides: GC-MS/MS, GCMS Method SOP-006
LCMS Date Tested:
Mycotoxins Footnote: Mycotoxins: LC-MS/MS, LCMS Method LCP-SOP-001
Microbial Date Tested:
Microbials Footnote: Microbial: SOP-010
RFU = Relative Fluorescence Units
Heavy Metals Date Tested:
Heavy Metals: Heavy Metals: ICP-MS, SOP-007



Scott A. Robertson

Scott Robertson
Lab Director
05/18/2026

Confident LIMS
All Rights Reserved
coa.support@confidentlims.com
(866) 506-5866
www.confidentlims.com



ND = Not Detected, NR = Not Reported, LOD = Limit of Detection, LOQ = Limit of Quantitation. This product has been tested by Excelbis Labs LLC using valid testing methodologies and a quality system as required by state law. All LQC samples were performed and met the prescribed acceptance criteria in 16 CCR section 5730, pursuant to 16 CCR section 5726(e)(13). Values reported relate only to the product tested. Excelbis Labs LLC makes no claims as to the efficacy, safety or other risks associated with any detected or non-detected levels of any compounds reported herein. This Certificate shall not be reproduced except in full, without the written approval of Excelbis Labs LLC. This Certificate of Analysis is limited to the sample tested in a batch. This Certificate does not make any representation or warranty for all Products within the tested Batch.



Excelbis Labs
1920 E Warner Avenue
Santa Ana, CA 92705

(714) 987-2095
http://excelbislabs.com
Lic#

Lunar splash

Sample ID: 2601EXL0433.1925
Strain: Lunar Splash
Matrix: Concentrates & Extracts
Type: Vape
Sample Size: ; Batch:

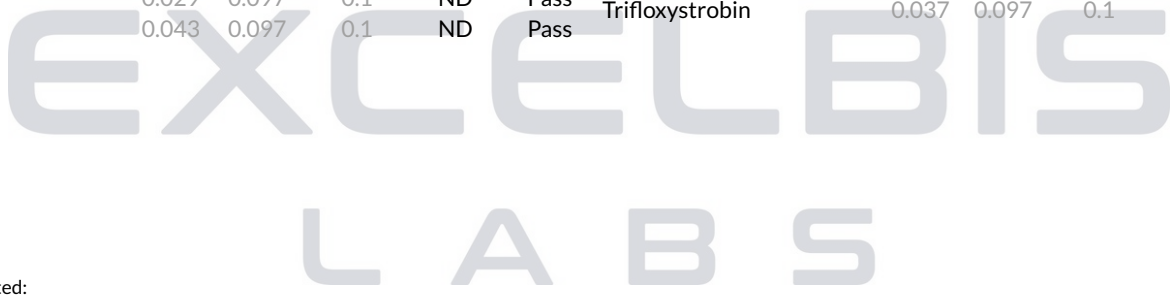
Produced:
Collected:
Received:
Completed: 05/18/2026
Batch#: 1

Client
Mad Labs
Lic. #
9252 Garden Grove BLVD STE 19
Garden Grove, CA 92844

LC Pesticides

Pass

Analyte	LOD	LOQ	Limit	Result	Status	Analyte	LOD	LOQ	Limit	Result	Status
	µg/g	µg/g	µg/g	µg/g			µg/g	µg/g	µg/g	µg/g	
Abamectin	0.043	0.097	0.1	ND	Pass	Imazalil	0.029	0.097	0.029	ND	Pass
Acephate	0.019	0.097	0.1	ND	Pass	Imidacloprid	0.021	0.097	5	ND	Pass
Acequinocyl	0.031	0.097	0.1	ND	Pass	Kresoxim Methyl	0.045	0.097	0.1	ND	Pass
Acetamiprid	0.023	0.097	0.1	ND	Pass	Malathion	0.027	0.097	0.5	ND	Pass
Aldicarb	0.029	0.097	0.029	ND	Pass	Metalaxyl	0.029	0.097	2	ND	Pass
Azoxystrobin	0.025	0.097	0.1	ND	Pass	Methiocarb	0.029	0.097	0.029	ND	Pass
Bifenazate	0.031	0.097	0.1	ND	Pass	Methomyl	0.029	0.097	1	ND	Pass
Bifenthrin	0.033	0.097	3	ND	Pass	Mevinphos	0.033	0.1	0.033	ND	Pass
Boscalid	0.021	0.097	0.1	ND	Pass	Myclobutanil	0.047	0.097	0.1	ND	Pass
Carbaryl	0.025	0.097	0.5	ND	Pass	Naled	0.033	0.097	0.1	ND	Pass
Carbofuran	0.033	0.097	0.033	ND	Pass	Oxamyl	0.021	0.097	0.5	ND	Pass
Chlorantraniliprole	0.025	0.097	10	ND	Pass	Pacllobutrazol	0.027	0.097	0.027	ND	Pass
Chlorpyrifos	0.019	0.097	0.019	ND	Pass	Permethrin (trans + cis)	0.033	0.1	0.5	ND	Pass
Clofentezine	0.035	0.097	0.1	ND	Pass	Phosmet	0.051	0.097	0.1	ND	Pass
Coumaphos	0.039	0.097	0.039	ND	Pass	Piperonyl Butoxide	0.037	0.097	3	ND	Pass
Daminozide	0.019	0.097	0.019	ND	Pass	Prallethrin	0.047	0.097	0.1	ND	Pass
Diazinon	0.031	0.097	0.1	ND	Pass	Propiconazole	0.023	0.097	0.1	ND	Pass
Dichlorvos	0.06	0.097	0.06	ND	Pass	Propoxur	0.027	0.097	0.027	ND	Pass
Dimethoate	0.027	0.097	0.027	ND	Pass	Pyrethrins (Cinerin + Jasmolin + Pyrethrin)	0.0133	0.04	0.5	ND	Pass
Dimethomorph (I + II)	0.033	0.1	2	ND	Pass	Pyridaben	0.021	0.097	0.1	ND	Pass
Ethoprophos	0.023	0.097	0.023	ND	Pass	Spinetoram (J + L)	0.033	0.1	0.1	ND	Pass
Etofenprox	0.041	0.097	0.041	ND	Pass	Spinosyn (A + D)	0.033	0.1	0.1	ND	Pass
Etoazole	0.027	0.097	0.1	ND	Pass	Spiromesifen	0.047	0.097	0.1	ND	Pass
Fenhexamid	0.031	0.097	0.1	ND	Pass	Spirotetramat	0.019	0.097	0.1	ND	Pass
Fenoxycarb	0.041	0.097	0.041	ND	Pass	Spiroxamine	0.025	0.097	0.025	ND	Pass
Fenpyroximate	0.023	0.097	0.1	ND	Pass	Tebuconazole	0.027	0.097	0.1	ND	Pass
Fipronil	0.037	0.097	0.037	ND	Pass	Thiacloprid	0.033	0.097	0.033	ND	Pass
Flonicamid	0.039	0.097	0.1	ND	Pass	Thiamethoxam	0.027	0.097	5	ND	Pass
Fludioxonil	0.029	0.097	0.1	ND	Pass	Trifloxystrobin	0.037	0.097	0.1	ND	Pass
Hexythiazox	0.043	0.097	0.1	ND	Pass						



LCMS Date Tested:
Pesticides: LC-MS/MS. LCMS Method SOP-005



Scott A. Robertson
Scott Robertson
Lab Director
05/18/2026

Confident LIMS
All Rights Reserved
coa.support@confidentlims.com
(866) 506-5866
www.confidentlims.com



ND = Not Detected, NR = Not Reported, LOD = Limit of Detection, LOQ = Limit of Quantitation. This product has been tested by Excelbis Labs LLC using valid testing methodologies and a quality system as required by state law. All LQC samples were performed and met the prescribed acceptance criteria in 16 CCR section 5730, pursuant to 16 CCR section 5726(e)(13). Values reported relate only to the product tested. Excelbis Labs LLC makes no claims as to the efficacy, safety or other risks associated with any detected or non-detected levels of any compounds reported herein. This Certificate shall not be reproduced except in full, without the written approval of Excelbis Labs LLC. This Certificate of Analysis is limited to the sample tested in a batch. This Certificate does not make any representation or warranty for all Products within the tested Batch.



Excelbis Labs
1920 E Warner Avenue
Santa Ana, CA 92705

(714) 987-2095
http://excelbislabs.com
Lic#

Lunar splash

Sample ID: 2601EXL0433.1925
Strain: Lunar Splash
Matrix: Concentrates & Extracts
Type: Vape
Sample Size: ; Batch:

Produced:
Collected:
Received:
Completed: 05/18/2026
Batch#: 1

Client
Mad Labs
Lic. #
9252 Garden Grove BLVD STE 19
Garden Grove, CA 92844

Residual Solvents

Pass

Analyte	LOD	LOQ	Limit	Conc.	Status
	µg/g	µg/g	µg/g	µg/g	
Acetone	15.4688	46.875	5000	ND	Pass
Acetonitrile	15.4688	46.875	410	ND	Pass
Benzene	0.1547	0.4688	1	ND	Pass
Butane	15.4688	46.875	5000	ND	Pass
Chloroform	0.1547	0.4688	1	ND	Pass
1, 2-Dichloroethane	0.1547	0.4688	1	ND	Pass
Ethanol	15.4688	46.875	5000	ND	Pass
Ethyl Acetate	15.4688	46.875	5000	ND	Pass
Ethyl Ether	15.4688	46.875	5000	ND	Pass
Ethylene Oxide	0.1547	0.4688	1	ND	Pass
Heptane	15.4688	46.875	5000	ND	Pass
Hexane	15.4688	46.875	290	ND	Pass
Isopropyl Alcohol	15.4688	46.875	5000	ND	Pass
Methanol	15.4688	46.875	3000	ND	Pass
Methylene Chloride	0.1547	0.4688	1	ND	Pass
Pentane	15.4688	46.875	5000	ND	Pass
Propane	15.4688	46.875	5000	ND	Pass
Toluene	15.4688	46.875	890	ND	Pass
Total Xylenes (o, m, p)	46.4063	140.625	2170	ND	Pass
Trichloroethylene	0.1547	0.4688	1	ND	Pass

EXCELBIS LABS

Date Tested:
Residual Solvents: HS-GC-MS RS Method SOP-009



Accreditation #128081
ISO/IEC 17025:2017

Scott A. Robertson

Scott Robertson
Lab Director
05/18/2026

Confident LIMS
All Rights Reserved
coa.support@confidentlims.com
(866) 506-5866
www.confidentlims.com



ND = Not Detected, NR = Not Reported, LOD = Limit of Detection, LOQ = Limit of Quantitation. This product has been tested by Excelbis Labs LLC using valid testing methodologies and a quality system as required by state law. All LQC samples were performed and met the prescribed acceptance criteria in 16 CCR section 5730, pursuant to 16 CCR section 5726(e)(13). Values reported relate only to the product tested. Excelbis Labs LLC makes no claims as to the efficacy, safety or other risks associated with any detected or non-detected levels of any compounds reported herein. This Certificate shall not be reproduced except in full, without the written approval of Excelbis Labs LLC. This Certificate of Analysis is limited to the sample tested in a batch. This Certificate does not make any representation or warranty for all Products within the tested Batch.