




Kiwi Guava

Sample ID: 2601EXL0433.1921 Produced: Client
Strain: Kiwi Guava Collected: **Mad Hemp**
Matrix: Concentrates & Extracts Received: Lic. #
Type: Vape Completed: 01/19/2026 NA
Sample Size: ; Batch: Batch#: 1 NA, CA 92705

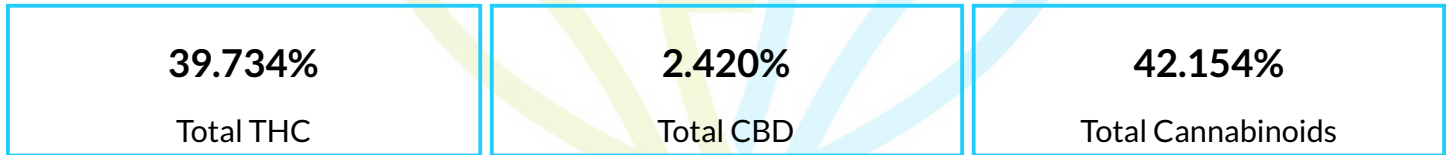


Summary

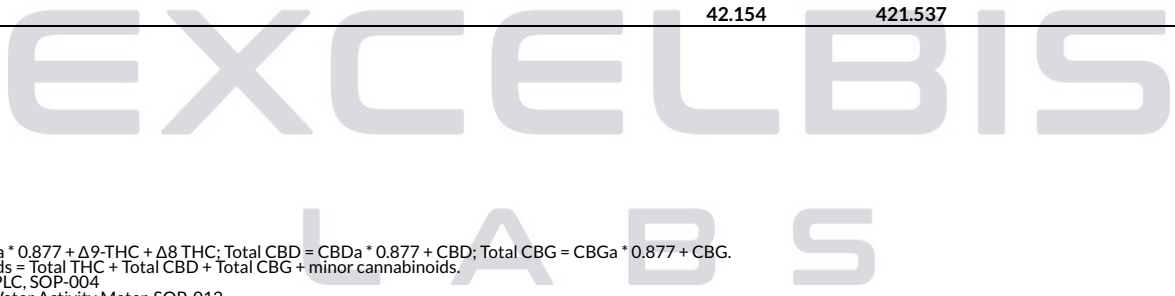
Test	Date Tested	Result
Batch		Pass
Cannabinoids		Complete
Heavy Metals		Pass
Microbials		Pass
Mycotoxins		Pass
GCMS Pesticides		Pass
LCMS Pesticides		Pass
Residual Solvents		Pass

Cannabinoids

Complete



Analyte	LOD	LOQ	Result	Result
	mg/g	mg/g	%	mg/g
CBC	0.171	0.455	ND	ND
CBD	0.455	0.909	2.4196	24.196
CBDa	0.341	0.909	ND	ND
CBG	0.455	0.909	ND	ND
CBN	0.171	0.455	ND	ND
Δ8-THC	0.341	0.909	ND	ND
Δ9-THC	0.341	0.909	0.2518	2.518
THCa	0.227	0.455	45.0198	450.198
THCV	0.455	0.909	ND	ND
Total THC			39.734	397.342
Total CBD			2.420	24.196
Total CBG			ND	ND
Total			42.154	421.537



Date Tested:

Total THC = THCa * 0.877 + Δ9-THC + Δ8 THC; Total CBD = CBDa * 0.877 + CBD; Total CBG = CBGa * 0.877 + CBG.
Total Cannabinoids = Total THC + Total CBD + Total CBG + minor cannabinoids.
Cannabinoids: HPLC, SOP-004
Water Activity: Water Activity Meter, SOP-012
Moisture Content: Moisture Analyzer, SOP-011
Foreign Matter: Visual Inspection, SOP-001



Scott A. Robertson
Scott Robertson
Lab Director
01/19/2026

Confident LIMS
All Rights Reserved
coa.support@confidentlims.com
(866) 506-5866
www.confidentlims.com



ND = Not Detected, NR = Not Reported, LOD = Limit of Detection, LOQ = Limit of Quantitation. This product has been tested by Excelbis Labs LLC using valid testing methodologies and a quality system as required by state law. All LQC samples were performed and met the prescribed acceptance criteria in 16 CCR section 5730, pursuant to 16 CCR section 5726(e)(13). Values reported relate only to the product tested. Excelbis Labs LLC makes no claims as to the efficacy, safety or other risks associated with any detected or non-detected levels of any compounds reported herein. This Certificate shall not be reproduced except in full, without the written approval of Excelbis Labs LLC. This Certificate of Analysis is limited to the sample tested in a batch. This Certificate does not make any representation or warranty for all Products within the tested Batch.



Kiwi Guava

Sample ID: 2601EXL0433.1921	Produced:	Client
Strain: Kiwi Guava	Collected:	Mad Hemp
Matrix: Concentrates & Extracts	Received:	Lic. #
Type: Vape	Completed: 01/19/2026	NA
Sample Size: ; Batch:	Batch#: 1	NA, CA 92705

GC Pesticides

Pass

Analyte	LOD	LOQ	Limit	Mass	Status
	µg/g	µg/g	µg/g	µg/g	
Captan	0.054	0.097	0.7	ND	Pass
Chlordane (trans + cis)	0.058	0.098	0.058	ND	Pass
Chlorfenapyr	0.056	0.097	0.056	ND	Pass
Cyfluthrin	0.052	0.097	2	ND	Pass
Cypermethrin	0.054	0.097	1	ND	Pass
Parathion Methyl	0.039	0.097	0.039	ND	Pass
Pentachloronitrobenzene (Quintozene)	0.062	0.097	0.1	ND	Pass

Mycotoxins

Pass

Analytes	LOD	LOQ	Limit	Conc.	Status
	µg/kg	µg/kg	µg/kg	µg/kg	
Aflatoxin B1	4.0000	5.0000		ND	Tested
Aflatoxin B2	4.0000	5.0000		ND	Tested
Aflatoxin G1	4.0000	5.0000		ND	Tested
Aflatoxin G2	4.0000	5.0000		ND	Tested
Ochratoxin A	10.0000	16.0000	20	ND	Pass
Total Aflatoxins			20	ND	Pass

Microbials

Pass

Analyte	Limit	Detected / Not Detected	Status
	RFU/g	RFU/g	
Aspergillus flavus	0	Not Detected	Pass
Aspergillus fumigatus	0	Not Detected	Pass
Aspergillus niger	0	Not Detected	Pass
Aspergillus terreus	0	Not Detected	Pass
Shiga toxin-producing E. Coli	0	Not Detected	Pass
Salmonella SPP	0	Not Detected	Pass
Yeast & Mold	0	Not Detected	Pass

Heavy Metals

Pass

Analyte	LOD	LOQ	Limit	Conc.	Status
	PPM	PPM	PPM	PPM	
Arsenic	0.0150	0.05	0.2	ND	Pass
Cadmium	0.0113	0.05	0.2	ND	Pass
Lead	0.00615	0.05	0.5	ND	Pass
Mercury	0.00126	0.005	0.1	ND	Pass

GCMS Date Tested:
Pesticides: GC-MS/MS. GCMS Method SOP-006
LCMS Date Tested:
Mycotoxins Footnote: Mycotoxins: LC-MS/MS, LCMS Method LCP-SOP-001
Microbial Date Tested:
Microbials Footnote: Microbial: SOP-010
RFU = Relative Fluorescence Units
Heavy Metals Date Tested:
Heavy Metals: Heavy Metals: ICP-MS, SOP-007



Scott A. Robertson

Scott Robertson
Lab Director
01/19/2026

Confident LIMS
All Rights Reserved
coa.support@confidentlims.com
(866) 506-5866
www.confidentlims.com



ND = Not Detected, NR = Not Reported, LOD = Limit of Detection, LOQ = Limit of Quantitation. This product has been tested by Excelbis Labs LLC using valid testing methodologies and a quality system as required by state law. All LQC samples were performed and met the prescribed acceptance criteria in 16 CCR section 5730, pursuant to 16 CCR section 5726(e)(13). Values reported relate only to the product tested. Excelbis Labs LLC makes no claims as to the efficacy, safety or other risks associated with any detected or non-detected levels of any compounds reported herein. This Certificate shall not be reproduced except in full, without the written approval of Excelbis Labs LLC. This Certificate of Analysis is limited to the sample tested in a batch. This Certificate does not make any representation or warranty for all Products within the tested Batch.



Kiwi Guava

Sample ID: 2601EXL0433.1921	Produced:	Client
Strain: Kiwi Guava	Collected:	Mad Hemp
Matrix: Concentrates & Extracts	Received:	Lic. #
Type: Vape	Completed: 01/19/2026	NA
Sample Size: ; Batch:	Batch#: 1	NA, CA 92705

LC Pesticides

Pass

Analyte	LOD	LOQ	Limit	Result	Status	Analyte	LOD	LOQ	Limit	Result	Status
	µg/g	µg/g	µg/g	µg/g			µg/g	µg/g	µg/g	µg/g	
Abamectin	0.043	0.097	0.1	ND	Pass	Imazalil	0.029	0.097	0.029	ND	Pass
Acephate	0.019	0.097	0.1	ND	Pass	Imidacloprid	0.021	0.097	5	ND	Pass
Acequinocyl	0.031	0.097	0.1	ND	Pass	Kresoxim Methyl	0.045	0.097	0.1	ND	Pass
Acetamiprid	0.023	0.097	0.1	ND	Pass	Malathion	0.027	0.097	0.5	ND	Pass
Aldicarb	0.029	0.097	0.029	ND	Pass	Metalaxyl	0.029	0.097	2	ND	Pass
Azoxystrobin	0.025	0.097	0.1	ND	Pass	Methiocarb	0.029	0.097	0.029	ND	Pass
Bifenazate	0.031	0.097	0.1	ND	Pass	Methomyl	0.029	0.097	1	ND	Pass
Bifenthrin	0.033	0.097	3	ND	Pass	Mevinphos	0.033	0.1	0.033	ND	Pass
Boscalid	0.021	0.097	0.1	ND	Pass	Myclobutanil	0.047	0.097	0.1	ND	Pass
Carbaryl	0.025	0.097	0.5	ND	Pass	Naled	0.033	0.097	0.1	ND	Pass
Carbofuran	0.033	0.097	0.033	ND	Pass	Oxamyl	0.021	0.097	0.5	ND	Pass
Chlorantraniliprole	0.025	0.097	10	ND	Pass	Pacllobutrazol	0.027	0.097	0.027	ND	Pass
Chlorpyrifos	0.019	0.097	0.019	ND	Pass	Permethrin (trans + cis)	0.033	0.1	0.5	ND	Pass
Clofentezine	0.035	0.097	0.1	ND	Pass	Phosmet	0.051	0.097	0.1	ND	Pass
Coumaphos	0.039	0.097	0.039	ND	Pass	Piperonyl Butoxide	0.037	0.097	3	ND	Pass
Daminozide	0.019	0.097	0.019	ND	Pass	Prallethrin	0.047	0.097	0.1	ND	Pass
Diazinon	0.031	0.097	0.1	ND	Pass	Propiconazole	0.023	0.097	0.1	ND	Pass
Dichlorvos	0.06	0.097	0.06	ND	Pass	Propoxur	0.027	0.097	0.027	ND	Pass
Dimethoate	0.027	0.097	0.027	ND	Pass	Pyrethrins (Cinerin + Jasmolin + Pyrethrin)	0.0133	0.04	0.5	ND	Pass
Dimethomorph (I + II)	0.033	0.1	2	ND	Pass	Pyridaben	0.021	0.097	0.1	ND	Pass
Ethoprophos	0.023	0.097	0.023	ND	Pass	Spinetoram (J + L)	0.033	0.1	0.1	ND	Pass
Etofenprox	0.041	0.097	0.041	ND	Pass	Spinosyn (A + D)	0.033	0.1	0.1	ND	Pass
Etoazole	0.027	0.097	0.1	ND	Pass	Spiromesifen	0.047	0.097	0.1	ND	Pass
Fenhexamid	0.031	0.097	0.1	ND	Pass	Spirotetramat	0.019	0.097	0.1	ND	Pass
Fenoxycarb	0.041	0.097	0.041	ND	Pass	Spiroxamine	0.025	0.097	0.025	ND	Pass
Fenpyroximate	0.023	0.097	0.1	ND	Pass	Tebuconazole	0.027	0.097	0.1	ND	Pass
Fipronil	0.037	0.097	0.037	ND	Pass	Thiacloprid	0.033	0.097	0.033	ND	Pass
Flonicamid	0.039	0.097	0.1	ND	Pass	Thiamethoxam	0.027	0.097	5	ND	Pass
Fludioxonil	0.029	0.097	0.1	ND	Pass	Trifloxystrobin	0.037	0.097	0.1	ND	Pass
Hexythiazox	0.043	0.097	0.1	ND	Pass						



LCMS Date Tested:
Pesticides: LC-MS/MS. LCMS Method SOP-005



Scott A. Robertson

Scott Robertson
Lab Director
01/19/2026

Confident LIMS
All Rights Reserved
coa.support@confidentlims.com
(866) 506-5866
www.confidentlims.com



ND = Not Detected, NR = Not Reported, LOD = Limit of Detection, LOQ = Limit of Quantitation. This product has been tested by Excelbis Labs LLC using valid testing methodologies and a quality system as required by state law. All LQC samples were performed and met the prescribed acceptance criteria in 16 CCR section 5730, pursuant to 16 CCR section 5726(e)(13). Values reported relate only to the product tested. Excelbis Labs LLC makes no claims as to the efficacy, safety or other risks associated with any detected or non-detected levels of any compounds reported herein. This Certificate shall not be reproduced except in full, without the written approval of Excelbis Labs LLC. This Certificate of Analysis is limited to the sample tested in a batch. This Certificate does not make any representation or warranty for all Products within the tested Batch.



Excelbis Labs
1920 E Warner Avenue
Santa Ana, CA 92705

(714) 987-2095
http://excelbislabs.com
Lic#

Kiwi Guava

Sample ID: 2601EXL0433.1921	Produced:	Client
Strain: Kiwi Guava	Collected:	Mad Hemp
Matrix: Concentrates & Extracts	Received:	Lic. #
Type: Vape	Completed: 01/19/2026	NA
Sample Size: ; Batch:	Batch#: 1	NA, CA 92705

Residual Solvents

Pass

Analyte	LOD	LOQ	Limit	Conc.	Status
	µg/g	µg/g	µg/g	µg/g	
Acetone	15.4688	46.875	5000	ND	Pass
Acetonitrile	15.4688	46.875	410	ND	Pass
Benzene	0.1547	0.4688	1	ND	Pass
Butane	15.4688	46.875	5000	ND	Pass
Chloroform	0.1547	0.4688	1	ND	Pass
1, 2-Dichloroethane	0.1547	0.4688	1	ND	Pass
Ethanol	15.4688	46.875	5000	ND	Pass
Ethyl Acetate	15.4688	46.875	5000	ND	Pass
Ethyl Ether	15.4688	46.875	5000	ND	Pass
Ethylene Oxide	0.1547	0.4688	1	ND	Pass
Heptane	15.4688	46.875	5000	ND	Pass
Hexane	15.4688	46.875	290	ND	Pass
Isopropyl Alcohol	15.4688	46.875	5000	ND	Pass
Methanol	15.4688	46.875	3000	ND	Pass
Methylene Chloride	0.1547	0.4688	1	ND	Pass
Pentane	15.4688	46.875	5000	ND	Pass
Propane	15.4688	46.875	5000	ND	Pass
Toluene	15.4688	46.875	890	ND	Pass
Total Xylenes (o, m, p)	46.4063	140.625	2170	ND	Pass
Trichloroethylene	0.1547	0.4688	1	ND	Pass



Date Tested:
Residual Solvents: HS-GC-MS RS Method SOP-009



Scott A. Robertson

Scott Robertson
Lab Director
01/19/2026

Confident LIMS
All Rights Reserved
coa.support@confidentlims.com
(866) 506-5866
www.confidentlims.com



ND = Not Detected, NR = Not Reported, LOD = Limit of Detection, LOQ = Limit of Quantitation. This product has been tested by Excelbis Labs LLC using valid testing methodologies and a quality system as required by state law. All LQC samples were performed and met the prescribed acceptance criteria in 16 CCR section 5730, pursuant to 16 CCR section 5726(e)(13). Values reported relate only to the product tested. Excelbis Labs LLC makes no claims as to the efficacy, safety or other risks associated with any detected or non-detected levels of any compounds reported herein. This Certificate shall not be reproduced except in full, without the written approval of Excelbis Labs LLC. This Certificate of Analysis is limited to the sample tested in a batch. This Certificate does not make any representation or warranty for all Products within the tested Batch.



Honeydew BOO

Sample ID: 2601EXL0433.1916	Produced:	Client
Strain: Honeydew BOO	Collected:	Mad Hemp
Matrix: Concentrates & Extracts	Received:	Lic. #
Type: Vape	Completed: 01/19/2026	NA
Sample Size: ; Batch:	Batch#: 1	NA, CA 92705



Summary

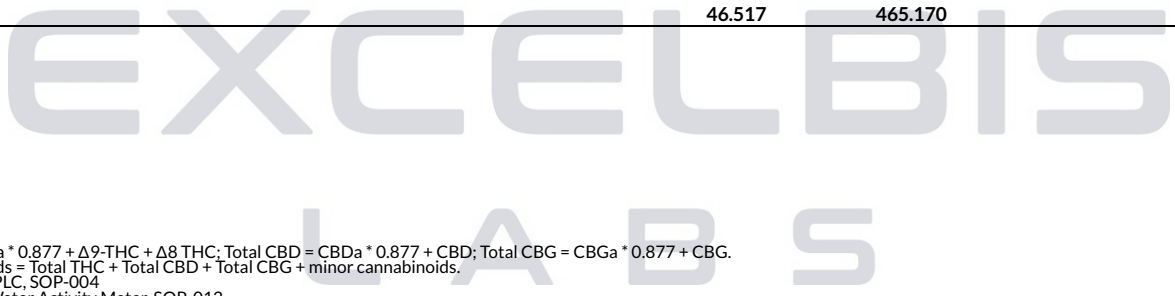
Test	Date Tested	Result
Batch		Pass
Cannabinoids		Complete
Heavy Metals		Complete
Microbials		Complete
Mycotoxins		Pass
GCMS Pesticides		Pass
LCMS Pesticides		Pass
Residual Solvents		Pass

Cannabinoids

Complete

44.357% Total THC	2.160% Total CBD	46.517% Total Cannabinoids
-----------------------------	----------------------------	--------------------------------------

Analyte	LOD	LOQ	Result	Result
	mg/g	mg/g	%	mg/g
CBC	0.171	0.455	ND	ND
CBD	0.455	0.909	2.1598	21.598
CBDa	0.341	0.909	ND	ND
CBG	0.455	0.909	ND	ND
CBN	0.171	0.455	ND	ND
Δ8-THC	0.341	0.909	ND	ND
Δ9-THC	0.341	0.909	0.1460	1.460
THCa	0.227	0.455	50.4119	504.119
THCV	0.455	0.909	ND	ND
Total THC			44.357	443.572
Total CBD			2.160	21.598
Total CBG			ND	ND
Total			46.517	465.170



Date Tested:

Total THC = THCa * 0.877 + Δ9-THC + Δ8 THC; Total CBD = CBDa * 0.877 + CBD; Total CBG = CBGa * 0.877 + CBG.
Total Cannabinoids = Total THC + Total CBD + Total CBG + minor cannabinoids.
Cannabinoids: HPLC, SOP-004
Water Activity: Water Activity Meter, SOP-012
Moisture Content: Moisture Analyzer, SOP-011
Foreign Matter: Visual Inspection, SOP-001



Scott A. Robertson

Scott Robertson
Lab Director
01/19/2026

Confident LIMS
All Rights Reserved
coa.support@confidentlims.com
(866) 506-5866
www.confidentlims.com



ND = Not Detected, NR = Not Reported, LOD = Limit of Detection, LOQ = Limit of Quantitation. This product has been tested by Excelbis Labs LLC using valid testing methodologies and a quality system as required by state law. All LQC samples were performed and met the prescribed acceptance criteria in 16 CCR section 5730, pursuant to 16 CCR section 5726(e)(13). Values reported relate only to the product tested. Excelbis Labs LLC makes no claims as to the efficacy, safety or other risks associated with any detected or non-detected levels of any compounds reported herein. This Certificate shall not be reproduced except in full, without the written approval of Excelbis Labs LLC. This Certificate of Analysis is limited to the sample tested in a batch. This Certificate does not make any representation or warranty for all Products within the tested Batch.



Honeydew BOO

Sample ID: 2601EXL0433.1916	Produced:	Client
Strain: Honeydew BOO	Collected:	Mad Hemp
Matrix: Concentrates & Extracts	Received:	Lic. #
Type: Vape	Completed: 01/19/2026	NA
Sample Size: ; Batch:	Batch#: 1	NA, CA 92705

GC Pesticides

Pass

Analyte	LOD	LOQ	Limit	Mass	Status
	µg/g	µg/g	µg/g	µg/g	
Captan	0.054	0.097	0.7	NR	NT
Chlordane (trans + cis)	0.058	0.098	0.058	NR	NT
Chlorfenapyr	0.056	0.097	0.056	NR	NT
Cyfluthrin	0.052	0.097	2	NR	NT
Cypermethrin	0.054	0.097	1	NR	NT
Parathion Methyl	0.039	0.097	0.039	NR	NT
Pentachloronitrobenzene (Quintozene)	0.062	0.097	0.1	NR	NT

Mycotoxins

Pass

Analytes	LOD	LOQ	Limit	Conc.	Status
	µg/kg	µg/kg	µg/kg	µg/kg	
Aflatoxin B1	4.0000	5.0000		NR	NT
Aflatoxin B2	4.0000	5.0000		NR	NT
Aflatoxin G1	4.0000	5.0000		NR	NT
Aflatoxin G2	4.0000	5.0000		NR	NT
Ochratoxin A	10.0000	16.0000	20	NR	NT
Total Aflatoxins			20	ND	Pass

Microbials

Complete

Analyte	Limit	Detected / Not Detected	Status
	RFU/g	RFU/g	
Aspergillus flavus	0	NR	NT
Aspergillus fumigatus	0	NR	NT
Aspergillus niger	0	NR	NT
Aspergillus terreus	0	NR	NT
Shiga toxin-producing E. Coli	0	NR	NT
Salmonella SPP	0	NR	NT

Heavy Metals

Complete

Analyte	LOD	LOQ	Limit	Conc.	Status
	PPM	PPM	PPM	PPM	
Arsenic	0.0150	0.05	0.2	NR	NT
Cadmium	0.0113	0.05	0.2	NR	NT
Lead	0.00615	0.05	0.5	NR	NT
Mercury	0.00126	0.005	0.1	NR	NT

GCMS Date Tested:
Pesticides: GC-MS/MS. GCMS Method SOP-006
LCMS Date Tested:
Mycotoxins Footnote: Mycotoxins: LC-MS/MS, LCMS Method LCP-SOP-001
Microbial Date Tested:
Microbials Footnote: Microbial: SOP-010
RFU = Relative Fluorescence Units
Heavy Metals Date Tested:
Heavy Metals: Heavy Metals: ICP-MS, SOP-007



Scott A. Robertson

Scott Robertson
Lab Director
01/19/2026

Confident LIMS
All Rights Reserved
coa.support@confidentlims.com
(866) 506-5866
www.confidentlims.com



ND = Not Detected, NR = Not Reported, LOD = Limit of Detection, LOQ = Limit of Quantitation. This product has been tested by Excelbis Labs LLC using valid testing methodologies and a quality system as required by state law. All LQC samples were performed and met the prescribed acceptance criteria in 16 CCR section 5730, pursuant to 16 CCR section 5726(e)(13). Values reported relate only to the product tested. Excelbis Labs LLC makes no claims as to the efficacy, safety or other risks associated with any detected or non-detected levels of any compounds reported herein. This Certificate shall not be reproduced except in full, without the written approval of Excelbis Labs LLC. This Certificate of Analysis is limited to the sample tested in a batch. This Certificate does not make any representation or warranty for all Products within the tested Batch.




Honeydew BOO

Sample ID: 2601EXL0433.1916	Produced:	Client
Strain: Honeydew BOO	Collected:	Mad Hemp
Matrix: Concentrates & Extracts	Received:	Lic. #
Type: Vape	Completed: 01/19/2026	NA
Sample Size: ; Batch:	Batch#: 1	NA, CA 92705

LC Pesticides

Pass

Analyte	LOD	LOQ	Limit	Result	Status	Analyte	LOD	LOQ	Limit	Result	Status
	µg/g	µg/g	µg/g	µg/g			µg/g	µg/g	µg/g	µg/g	
Abamectin	0.043	0.097	0.1	NR	NT	Imazalil	0.029	0.097	0.029	NR	NT
Acephate	0.019	0.097	0.1	NR	NT	Imidacloprid	0.021	0.097	5	NR	NT
Acequinocyl	0.031	0.097	0.1	NR	NT	Kresoxim Methyl	0.045	0.097	0.1	NR	NT
Acetamiprid	0.023	0.097	0.1	NR	NT	Malathion	0.027	0.097	0.5	NR	NT
Aldicarb	0.029	0.097	0.029	NR	NT	Metalaxyl	0.029	0.097	2	NR	NT
Azoxystrobin	0.025	0.097	0.1	NR	NT	Methiocarb	0.029	0.097	0.029	NR	NT
Bifenazate	0.031	0.097	0.1	NR	NT	Methomyl	0.029	0.097	1	NR	NT
Bifenthrin	0.033	0.097	3	NR	NT	Mevinphos	0.033	0.1	0.033	ND	Pass
Boscalid	0.021	0.097	0.1	NR	NT	Myclobutanil	0.047	0.097	0.1	NR	NT
Carbaryl	0.025	0.097	0.5	NR	NT	Naled	0.033	0.097	0.1	NR	NT
Carbofuran	0.033	0.097	0.033	NR	NT	Oxamyl	0.021	0.097	0.5	NR	NT
Chlorantraniliprole	0.025	0.097	10	NR	NT	Pacllobutrazol	0.027	0.097	0.027	NR	NT
Chlorpyrifos	0.019	0.097	0.019	NR	NT	Permethrin (trans + cis)	0.033	0.1	0.5	ND	Pass
Clofentezine	0.035	0.097	0.1	NR	NT	Phosmet	0.051	0.097	0.1	NR	NT
Coumaphos	0.039	0.097	0.039	NR	NT	Piperonyl Butoxide	0.037	0.097	3	NR	NT
Daminozide	0.019	0.097	0.019	NR	NT	Prallethrin	0.047	0.097	0.1	NR	NT
Diazinon	0.031	0.097	0.1	NR	NT	Propiconazole	0.023	0.097	0.1	NR	NT
Dichlorvos	0.06	0.097	0.06	NR	NT	Propoxur	0.027	0.097	0.027	NR	NT
Dimethoate	0.027	0.097	0.027	NR	NT	Pyrethrins (Cinerin + Jasmolin + Pyrethrin)	0.0133	0.04	0.5	ND	Pass
Dimethomorph (I + II)	0.033	0.1	2	ND	Pass	Pyridaben	0.021	0.097	0.1	NR	NT
Ethoprophos	0.023	0.097	0.023	NR	NT	Spinetoram (J + L)	0.033	0.1	0.1	ND	Pass
Etofenprox	0.041	0.097	0.041	NR	NT	Spinosyn (A + D)	0.033	0.1	0.1	ND	Pass
Etoxazole	0.027	0.097	0.1	NR	NT	Spiromesifen	0.047	0.097	0.1	NR	NT
Fenhexamid	0.031	0.097	0.1	NR	NT	Spirotetramat	0.019	0.097	0.1	NR	NT
Fenoxycarb	0.041	0.097	0.041	NR	NT	Spiroxamine	0.025	0.097	0.025	NR	NT
Fenpyroximate	0.023	0.097	0.1	NR	NT	Tebuconazole	0.027	0.097	0.1	NR	NT
Fipronil	0.037	0.097	0.037	NR	NT	Thiacloprid	0.033	0.097	0.033	NR	NT
Flonicamid	0.039	0.097	0.1	NR	NT	Thiamethoxam	0.027	0.097	5	NR	NT
Fludioxonil	0.029	0.097	0.1	NR	NT	Trifloxystrobin	0.037	0.097	0.1	NR	NT
Hexythiazox	0.043	0.097	0.1	NR	NT						



LCMS Date Tested:
Pesticides: LC-MS/MS. LCMS Method SOP-005



Scott A. Robertson
Scott Robertson
Lab Director
01/19/2026

Confident LIMS
All Rights Reserved
coa.support@confidentlims.com
(866) 506-5866
www.confidentlims.com



ND = Not Detected, NR = Not Reported, LOD = Limit of Detection, LOQ = Limit of Quantitation. This product has been tested by Excelbis Labs LLC using valid testing methodologies and a quality system as required by state law. All LQC samples were performed and met the prescribed acceptance criteria in 16 CCR section 5730, pursuant to 16 CCR section 5726(e)(13). Values reported relate only to the product tested. Excelbis Labs LLC makes no claims as to the efficacy, safety or other risks associated with any detected or non-detected levels of any compounds reported herein. This Certificate shall not be reproduced except in full, without the written approval of Excelbis Labs LLC. This Certificate of Analysis is limited to the sample tested in a batch. This Certificate does not make any representation or warranty for all Products within the tested Batch.



Excelbis Labs
1920 E Warner Avenue
Santa Ana, CA 92705

(714) 987-2095
http://excelbislabs.com
Lic#

Honeydew BOO

Sample ID: 2601EXL0433.1916	Produced:	Client
Strain: Honeydew BOO	Collected:	Mad Hemp
Matrix: Concentrates & Extracts	Received:	Lic. #
Type: Vape	Completed: 01/19/2026	NA
Sample Size: ; Batch:	Batch#: 1	NA, CA 92705

Residual Solvents

Pass

Analyte	LOD	LOQ	Limit	Conc.	Status
	µg/g	µg/g	µg/g	µg/g	
Acetone	15.4688	46.875	5000	NR	NT
Acetonitrile	15.4688	46.875	410	NR	NT
Benzene	0.1547	0.4688	1	NR	NT
Butane	15.4688	46.875	5000	NR	NT
Chloroform	0.1547	0.4688	1	NR	NT
1, 2-Dichloroethane	0.1547	0.4688	1	NR	NT
Ethanol	15.4688	46.875	5000	NR	NT
Ethyl Acetate	15.4688	46.875	5000	NR	NT
Ethyl Ether	15.4688	46.875	5000	NR	NT
Ethylene Oxide	0.1547	0.4688	1	NR	NT
Heptane	15.4688	46.875	5000	NR	NT
Hexane	15.4688	46.875	290	NR	NT
Isopropyl Alcohol	15.4688	46.875	5000	NR	NT
Methanol	15.4688	46.875	3000	NR	NT
Methylene Chloride	0.1547	0.4688	1	NR	NT
Pentane	15.4688	46.875	5000	NR	NT
Propane	15.4688	46.875	5000	NR	NT
Toluene	15.4688	46.875	890	NR	NT
Total Xylenes (o, m, p)	46.4063	140.625	2170	ND	Pass
Trichloroethylene	0.1547	0.4688	1	NR	NT



Date Tested:
Residual Solvents: HS-GC-MS RS Method SOP-009



Scott A. Robertson

Scott Robertson
Lab Director
01/19/2026

Confident LIMS
All Rights Reserved
coa.support@confidentlims.com
(866) 506-5866
www.confidentlims.com



ND = Not Detected, NR = Not Reported, LOD = Limit of Detection, LOQ = Limit of Quantitation. This product has been tested by Excelbis Labs LLC using valid testing methodologies and a quality system as required by state law. All LQC samples were performed and met the prescribed acceptance criteria in 16 CCR section 5730, pursuant to 16 CCR section 5726(e)(13). Values reported relate only to the product tested. Excelbis Labs LLC makes no claims as to the efficacy, safety or other risks associated with any detected or non-detected levels of any compounds reported herein. This Certificate shall not be reproduced except in full, without the written approval of Excelbis Labs LLC. This Certificate of Analysis is limited to the sample tested in a batch. This Certificate does not make any representation or warranty for all Products within the tested Batch.



Excelbis Labs
1920 E Warner Avenue
Santa Ana, CA 92705

(714) 987-2095
http://excelbislabs.com
Lic#

Grape Gushers

Sample ID: 2601EXL0433.1918	Produced:	Client
Strain: Grape Gushers	Collected:	Mad Hemp
Matrix: Concentrates & Extracts	Received:	Lic. #
Type: Vape	Completed: 01/19/2026	NA
Sample Size: ; Batch:	Batch#: 1	NA, CA 92705



Summary

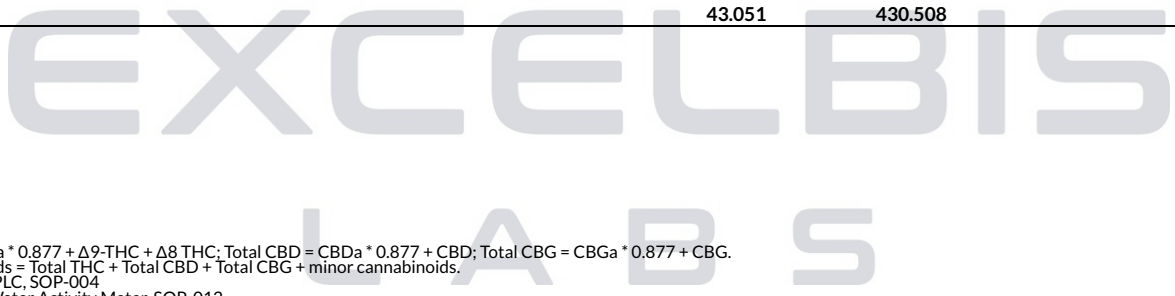
Test	Date Tested	Result
Batch		Pass
Cannabinoids		Complete
Heavy Metals		Pass
Microbials		Pass
Mycotoxins		Pass
GCMS Pesticides		Pass
LCMS Pesticides		Pass
Residual Solvents		Pass

Cannabinoids

Complete

42.360% Total THC	0.691% Total CBD	43.051% Total Cannabinoids
-----------------------------	----------------------------	--------------------------------------

Analyte	LOD	LOQ	Result	Result
	mg/g	mg/g	%	mg/g
CBC	0.171	0.455	ND	ND
CBD	0.455	0.909	0.6908	6.908
CBDa	0.341	0.909	ND	ND
CBG	0.455	0.909	ND	ND
CBN	0.171	0.455	ND	ND
Δ8-THC	0.341	0.909	ND	ND
Δ9-THC	0.341	0.909	0.1589	1.589
THCa	0.227	0.455	48.1198	481.198
THCV	0.455	0.909	ND	ND
Total THC			42.360	423.599
Total CBD			0.691	6.908
Total CBG			ND	ND
Total			43.051	430.508



Date Tested:

Total THC = THCa * 0.877 + Δ9-THC + Δ8 THC; Total CBD = CBDa * 0.877 + CBD; Total CBG = CBGa * 0.877 + CBG.
Total Cannabinoids = Total THC + Total CBD + Total CBG + minor cannabinoids.
Cannabinoids: HPLC, SOP-004
Water Activity: Water Activity Meter, SOP-012
Moisture Content: Moisture Analyzer, SOP-011
Foreign Matter: Visual Inspection, SOP-001



Scott A. Robertson
Scott Robertson
Lab Director
01/19/2026

Confident LIMS
All Rights Reserved
coa.support@confidentlims.com
(866) 506-5866
www.confidentlims.com



ND = Not Detected, NR = Not Reported, LOD = Limit of Detection, LOQ = Limit of Quantitation. This product has been tested by Excelbis Labs LLC using valid testing methodologies and a quality system as required by state law. All LQC samples were performed and met the prescribed acceptance criteria in 16 CCR section 5730, pursuant to 16 CCR section 5726(e)(13). Values reported relate only to the product tested. Excelbis Labs LLC makes no claims as to the efficacy, safety or other risks associated with any detected or non-detected levels of any compounds reported herein. This Certificate shall not be reproduced except in full, without the written approval of Excelbis Labs LLC. This Certificate of Analysis is limited to the sample tested in a batch. This Certificate does not make any representation or warranty for all Products within the tested Batch.



Grape Gushers

Sample ID: 2601EXL0433.1918	Produced:	Client
Strain: Grape Gushers	Collected:	Mad Hemp
Matrix: Concentrates & Extracts	Received:	Lic. #
Type: Vape	Completed: 01/19/2026	NA
Sample Size: ; Batch:	Batch#: 1	NA, CA 92705

GC Pesticides

Pass

Analyte	LOD	LOQ	Limit	Mass	Status
	µg/g	µg/g	µg/g	µg/g	
Captan	0.054	0.097	0.7	ND	Pass
Chlordane (trans + cis)	0.058	0.098	0.058	ND	Pass
Chlorfenapyr	0.056	0.097	0.056	ND	Pass
Cyfluthrin	0.052	0.097	2	ND	Pass
Cypermethrin	0.054	0.097	1	ND	Pass
Parathion Methyl	0.039	0.097	0.039	ND	Pass
Pentachloronitrobenzene (Quintozene)	0.062	0.097	0.1	ND	Pass

Mycotoxins

Pass

Analytes	LOD	LOQ	Limit	Conc.	Status
	µg/kg	µg/kg	µg/kg	µg/kg	
Aflatoxin B1	4.0000	5.0000		ND	Tested
Aflatoxin B2	4.0000	5.0000		ND	Tested
Aflatoxin G1	4.0000	5.0000		ND	Tested
Aflatoxin G2	4.0000	5.0000		ND	Tested
Ochratoxin A	10.0000	16.0000	20	ND	Pass
Total Aflatoxins			20	ND	Pass

Microbials

Pass

Analyte	Limit	Detected / Not Detected	Status
	RFU/g	RFU/g	
Aspergillus flavus	0	Not Detected	Pass
Aspergillus fumigatus	0	Not Detected	Pass
Aspergillus niger	0	Not Detected	Pass
Aspergillus terreus	0	Not Detected	Pass
Shiga toxin-producing E. Coli	0	Not Detected	Pass
Salmonella SPP	0	Not Detected	Pass
Yeast & Mold	0	Not Detected	Pass

Heavy Metals

Pass

Analyte	LOD	LOQ	Limit	Conc.	Status
	PPM	PPM	PPM	PPM	
Arsenic	0.0150	0.05	0.2	ND	Pass
Cadmium	0.0113	0.05	0.2	ND	Pass
Lead	0.00615	0.05	0.5	ND	Pass
Mercury	0.00126	0.005	0.1	ND	Pass

GCMS Date Tested:
Pesticides: GC-MS/MS. GCMS Method SOP-006
LCMS Date Tested:
Mycotoxins Footnote: Mycotoxins: LC-MS/MS, LCMS Method LCP-SOP-001
Microbial Date Tested:
Microbials Footnote: Microbial: SOP-010
RFU = Relative Fluorescence Units
Heavy Metals Date Tested:
Heavy Metals: Heavy Metals: ICP-MS, SOP-007



Accreditation #128081
ISO/IEC 17025:2017

Scott A. Robertson

Scott Robertson
Lab Director
01/19/2026

Confident LIMS
All Rights Reserved
coa.support@confidentlims.com
(866) 506-5866
www.confidentlims.com



ND = Not Detected, NR = Not Reported, LOD = Limit of Detection, LOQ = Limit of Quantitation. This product has been tested by Excelbis Labs LLC using valid testing methodologies and a quality system as required by state law. All LQC samples were performed and met the prescribed acceptance criteria in 16 CCR section 5730, pursuant to 16 CCR section 5726(e)(13). Values reported relate only to the product tested. Excelbis Labs LLC makes no claims as to the efficacy, safety or other risks associated with any detected or non-detected levels of any compounds reported herein. This Certificate shall not be reproduced except in full, without the written approval of Excelbis Labs LLC. This Certificate of Analysis is limited to the sample tested in a batch. This Certificate does not make any representation or warranty for all Products within the tested Batch.



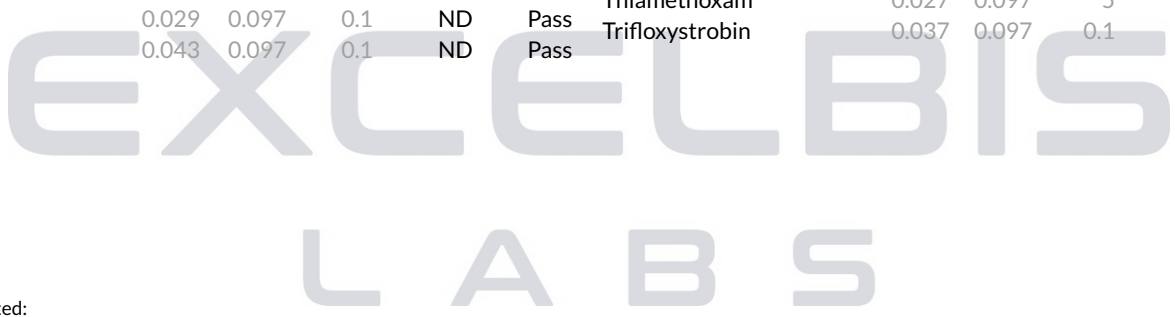
Grape Gushers

Sample ID: 2601EXL0433.1918	Produced:	Client
Strain: Grape Gushers	Collected:	Mad Hemp
Matrix: Concentrates & Extracts	Received:	Lic. #
Type: Vape	Completed: 01/19/2026	NA
Sample Size: ; Batch:	Batch#: 1	NA, CA 92705

LC Pesticides

Pass

Analyte	LOD	LOQ	Limit	Result	Status	Analyte	LOD	LOQ	Limit	Result	Status
	µg/g	µg/g	µg/g	µg/g			µg/g	µg/g	µg/g	µg/g	
Abamectin	0.043	0.097	0.1	ND	Pass	Imazalil	0.029	0.097	0.029	ND	Pass
Acephate	0.019	0.097	0.1	ND	Pass	Imidacloprid	0.021	0.097	5	ND	Pass
Acequinocyl	0.031	0.097	0.1	ND	Pass	Kresoxim Methyl	0.045	0.097	0.1	ND	Pass
Acetamiprid	0.023	0.097	0.1	ND	Pass	Malathion	0.027	0.097	0.5	ND	Pass
Aldicarb	0.029	0.097	0.029	ND	Pass	Metalaxyl	0.029	0.097	2	ND	Pass
Azoxystrobin	0.025	0.097	0.1	ND	Pass	Methiocarb	0.029	0.097	0.029	ND	Pass
Bifenazate	0.031	0.097	0.1	ND	Pass	Methomyl	0.029	0.097	1	ND	Pass
Bifenthrin	0.033	0.097	3	ND	Pass	Mevinphos	0.033	0.1	0.033	ND	Pass
Boscalid	0.021	0.097	0.1	ND	Pass	Myclobutanil	0.047	0.097	0.1	ND	Pass
Carbaryl	0.025	0.097	0.5	ND	Pass	Naled	0.033	0.097	0.1	ND	Pass
Carbofuran	0.033	0.097	0.033	ND	Pass	Oxamyl	0.021	0.097	0.5	ND	Pass
Chlorantraniliprole	0.025	0.097	10	ND	Pass	Pacllobutrazol	0.027	0.097	0.027	ND	Pass
Chlorpyrifos	0.019	0.097	0.019	ND	Pass	Permethrin (trans + cis)	0.033	0.1	0.5	ND	Pass
Clofentezine	0.035	0.097	0.1	ND	Pass	Phosmet	0.051	0.097	0.1	ND	Pass
Coumaphos	0.039	0.097	0.039	ND	Pass	Piperonyl Butoxide	0.037	0.097	3	ND	Pass
Daminozide	0.019	0.097	0.019	ND	Pass	Prallethrin	0.047	0.097	0.1	ND	Pass
Diazinon	0.031	0.097	0.1	ND	Pass	Propiconazole	0.023	0.097	0.1	ND	Pass
Dichlorvos	0.06	0.097	0.06	ND	Pass	Propoxur	0.027	0.097	0.027	ND	Pass
Dimethoate	0.027	0.097	0.027	ND	Pass	Pyrethrins (Cinerin + Jasmolin + Pyrethrin)	0.0133	0.04	0.5	ND	Pass
Dimethomorph (I + II)	0.033	0.1	2	ND	Pass	Pyridaben	0.021	0.097	0.1	ND	Pass
Ethoprophos	0.023	0.097	0.023	ND	Pass	Spinetoram (J + L)	0.033	0.1	0.1	ND	Pass
Etofenprox	0.041	0.097	0.041	ND	Pass	Spinosyn (A + D)	0.033	0.1	0.1	ND	Pass
Etoazole	0.027	0.097	0.1	ND	Pass	Spiromesifen	0.047	0.097	0.1	ND	Pass
Fenhexamid	0.031	0.097	0.1	ND	Pass	Spirotetramat	0.019	0.097	0.1	ND	Pass
Fenoxycarb	0.041	0.097	0.041	ND	Pass	Spiroxamine	0.025	0.097	0.025	ND	Pass
Fenpyroximate	0.023	0.097	0.1	ND	Pass	Tebuconazole	0.027	0.097	0.1	ND	Pass
Fipronil	0.037	0.097	0.037	ND	Pass	Thiacloprid	0.033	0.097	0.033	ND	Pass
Flonicamid	0.039	0.097	0.1	ND	Pass	Thiamethoxam	0.027	0.097	5	ND	Pass
Fludioxonil	0.029	0.097	0.1	ND	Pass	Trifloxystrobin	0.037	0.097	0.1	ND	Pass
Hexythiazox	0.043	0.097	0.1	ND	Pass						



LCMS Date Tested:
Pesticides: LC-MS/MS. LCMS Method SOP-005



Scott A. Robertson
Scott Robertson
Lab Director
01/19/2026

Confident LIMS
All Rights Reserved
coa.support@confidentlims.com
(866) 506-5866
www.confidentlims.com



ND = Not Detected, NR = Not Reported, LOD = Limit of Detection, LOQ = Limit of Quantitation. This product has been tested by Excelbis Labs LLC using valid testing methodologies and a quality system as required by state law. All LQC samples were performed and met the prescribed acceptance criteria in 16 CCR section 5730, pursuant to 16 CCR section 5726(e)(13). Values reported relate only to the product tested. Excelbis Labs LLC makes no claims as to the efficacy, safety or other risks associated with any detected or non-detected levels of any compounds reported herein. This Certificate shall not be reproduced except in full, without the written approval of Excelbis Labs LLC. This Certificate of Analysis is limited to the sample tested in a batch. This Certificate does not make any representation or warranty for all Products within the tested Batch.



Excelbis Labs
1920 E Warner Avenue
Santa Ana, CA 92705

(714) 987-2095
http://excelbislabs.com
Lic#

Grape Gushers

Sample ID: 2601EXL0433.1918	Produced:	Client
Strain: Grape Gushers	Collected:	Mad Hemp
Matrix: Concentrates & Extracts	Received:	Lic. #
Type: Vape	Completed: 01/19/2026	NA
Sample Size: ; Batch:	Batch#: 1	NA, CA 92705

Residual Solvents


Pass

Analyte	LOD	LOQ	Limit	Conc.	Status
	µg/g	µg/g	µg/g	µg/g	
Acetone	15.4688	46.875	5000	ND	Pass
Acetonitrile	15.4688	46.875	410	ND	Pass
Benzene	0.1547	0.4688	1	ND	Pass
Butane	15.4688	46.875	5000	ND	Pass
Chloroform	0.1547	0.4688	1	ND	Pass
1, 2-Dichloroethane	0.1547	0.4688	1	ND	Pass
Ethanol	15.4688	46.875	5000	ND	Pass
Ethyl Acetate	15.4688	46.875	5000	ND	Pass
Ethyl Ether	15.4688	46.875	5000	ND	Pass
Ethylene Oxide	0.1547	0.4688	1	ND	Pass
Heptane	15.4688	46.875	5000	ND	Pass
Hexane	15.4688	46.875	290	ND	Pass
Isopropyl Alcohol	15.4688	46.875	5000	ND	Pass
Methanol	15.4688	46.875	3000	ND	Pass
Methylene Chloride	0.1547	0.4688	1	ND	Pass
Pentane	15.4688	46.875	5000	ND	Pass
Propane	15.4688	46.875	5000	ND	Pass
Toluene	15.4688	46.875	890	ND	Pass
Total Xylenes (o, m, p)	46.4063	140.625	2170	ND	Pass
Trichloroethylene	0.1547	0.4688	1	ND	Pass

EXCELBIS

LABS

Date Tested:
Residual Solvents: HS-GC-MS RS Method SOP-009



Scott A. Robertson

Scott Robertson
Lab Director
01/19/2026

Confident LIMS
All Rights Reserved
coa.support@confidentlims.com
(866) 506-5866
www.confidentlims.com



ND = Not Detected, NR = Not Reported, LOD = Limit of Detection, LOQ = Limit of Quantitation. This product has been tested by Excelbis Labs LLC using valid testing methodologies and a quality system as required by state law. All LQC samples were performed and met the prescribed acceptance criteria in 16 CCR section 5730, pursuant to 16 CCR section 5726(e)(13). Values reported relate only to the product tested. Excelbis Labs LLC makes no claims as to the efficacy, safety or other risks associated with any detected or non-detected levels of any compounds reported herein. This Certificate shall not be reproduced except in full, without the written approval of Excelbis Labs LLC. This Certificate of Analysis is limited to the sample tested in a batch. This Certificate does not make any representation or warranty for all Products within the tested Batch.



Excelbis Labs
1920 E Warner Avenue
Santa Ana, CA 92705

(714) 987-2095
http://excelbislabs.com
Lic#

Lemon Cherry Gelato

Sample ID: 2601EXL0433.1917 Produced: Client
Strain: Lemon Cherry Gelato Collected: **Mad Hemp**
Matrix: Concentrates & Extracts Received: Lic. #
Type: Vape Completed: 01/19/2026 NA
Sample Size: ; Batch: Batch#: 1 NA, CA 92705



Summary

Test	Date Tested	Result
Batch		Pass
Cannabinoids		Complete
Heavy Metals		Pass
Microbials		Pass
Mycotoxins		Pass
GCMS Pesticides		Pass
LCMS Pesticides		Pass
Residual Solvents		Pass

Cannabinoids

Complete

49.603% Total THC	4.511% Total CBD	55.056% Total Cannabinoids
-----------------------------	----------------------------	--------------------------------------

Analyte	LOD	LOQ	Result	Result
	mg/g	mg/g	%	mg/g
CBC	0.171	0.455	ND	ND
CBD	0.455	0.909	4.5110	45.110
CBDa	0.341	0.909	ND	ND
CBG	0.455	0.909	0.9420	9.420
CBN	0.171	0.455	ND	ND
Δ8-THC	0.341	0.909	ND	ND
Δ9-THC	0.341	0.909	0.1389	1.389
THCa	0.227	0.455	56.4014	564.014
THCV	0.455	0.909	ND	ND
Total THC			49.603	496.029
Total CBD			4.511	45.110
Total CBG			0.942	9.420
Total			55.056	550.559



Date Tested:

Total THC = THCa * 0.877 + Δ9-THC + Δ8 THC; Total CBD = CBDa * 0.877 + CBD; Total CBG = CBGa * 0.877 + CBG.
Total Cannabinoids = Total THC + Total CBD + Total CBG + minor cannabinoids.
Cannabinoids: HPLC, SOP-004
Water Activity: Water Activity Meter, SOP-012
Moisture Content: Moisture Analyzer, SOP-011
Foreign Matter: Visual Inspection, SOP-001



Scott A. Robertson
Scott Robertson
Lab Director
01/19/2026

Confident LIMS
All Rights Reserved
coa.support@confidentlims.com
(866) 506-5866
www.confidentlims.com



ND = Not Detected, NR = Not Reported, LOD = Limit of Detection, LOQ = Limit of Quantitation. This product has been tested by Excelbis Labs LLC using valid testing methodologies and a quality system as required by state law. All LQC samples were performed and met the prescribed acceptance criteria in 16 CCR section 5730, pursuant to 16 CCR section 5726(e)(13). Values reported relate only to the product tested. Excelbis Labs LLC makes no claims as to the efficacy, safety or other risks associated with any detected or non-detected levels of any compounds reported herein. This Certificate shall not be reproduced except in full, without the written approval of Excelbis Labs LLC. This Certificate of Analysis is limited to the sample tested in a batch. This Certificate does not make any representation or warranty for all Products within the tested Batch.



Excelbis Labs
1920 E Warner Avenue
Santa Ana, CA 92705

(714) 987-2095
http://excelbislabs.com
Lic#

Lemon Cherry Gelato

Sample ID: 2601EXL0433.1917	Produced:	Client
Strain: Lemon Cherry Gelato	Collected:	Mad Hemp
Matrix: Concentrates & Extracts	Received:	Lic. #
Type: Vape	Completed: 01/19/2026	NA
Sample Size: ; Batch:	Batch#: 1	NA, CA 92705

GC Pesticides

Pass

Analyte	LOD	LOQ	Limit	Mass	Status
	µg/g	µg/g	µg/g	µg/g	
Captan	0.054	0.097	0.7	ND	Pass
Chlordane (trans + cis)	0.058	0.098	0.058	ND	Pass
Chlorfenapyr	0.056	0.097	0.056	ND	Pass
Cyfluthrin	0.052	0.097	2	ND	Pass
Cypermethrin	0.054	0.097	1	ND	Pass
Parathion Methyl	0.039	0.097	0.039	ND	Pass
Pentachloronitrobenzene (Quintozene)	0.062	0.097	0.1	ND	Pass

Mycotoxins

Pass

Analytes	LOD	LOQ	Limit	Conc.	Status
	µg/kg	µg/kg	µg/kg	µg/kg	
Aflatoxin B1	4.0000	5.0000		ND	Tested
Aflatoxin B2	4.0000	5.0000		ND	Tested
Aflatoxin G1	4.0000	5.0000		ND	Tested
Aflatoxin G2	4.0000	5.0000		ND	Tested
Ochratoxin A	10.0000	16.0000	20	ND	Pass
Total Aflatoxins			20	ND	Pass

Microbials

Pass

Analyte	Limit	Detected / Not Detected	Status
	RFU/g	RFU/g	
Aspergillus flavus	0	Not Detected	Pass
Aspergillus fumigatus	0	Not Detected	Pass
Aspergillus niger	0	Not Detected	Pass
Aspergillus terreus	0	Not Detected	Pass
Shiga toxin-producing E. Coli	0	Not Detected	Pass
Salmonella SPP	0	Not Detected	Pass
Yeast & Mold	0	Not Detected	Pass

Heavy Metals

Pass

Analyte	LOD	LOQ	Limit	Conc.	Status
	PPM	PPM	PPM	PPM	
Arsenic	0.0150	0.05	0.2	ND	Pass
Cadmium	0.0113	0.05	0.2	ND	Pass
Lead	0.00615	0.05	0.5	ND	Pass
Mercury	0.00126	0.005	0.1	ND	Pass

GCMS Date Tested:
Pesticides: GC-MS/MS, GCMS Method SOP-006
LCMS Date Tested:
Mycotoxins Footnote: Mycotoxins: LC-MS/MS, LCMS Method LCP-SOP-001
Microbial Date Tested:
Microbials Footnote: Microbial: SOP-010
RFU = Relative Fluorescence Units
Heavy Metals Date Tested:
Heavy Metals: Heavy Metals: ICP-MS, SOP-007



Scott A. Robertson

Scott Robertson
Lab Director
01/19/2026

Confident LIMS
All Rights Reserved
coa.support@confidentlims.com
(866) 506-5866
www.confidentlims.com



ND = Not Detected, NR = Not Reported, LOD = Limit of Detection, LOQ = Limit of Quantitation. This product has been tested by Excelbis Labs LLC using valid testing methodologies and a quality system as required by state law. All LQC samples were performed and met the prescribed acceptance criteria in 16 CCR section 5730, pursuant to 16 CCR section 5726(e)(13). Values reported relate only to the product tested. Excelbis Labs LLC makes no claims as to the efficacy, safety or other risks associated with any detected or non-detected levels of any compounds reported herein. This Certificate shall not be reproduced except in full, without the written approval of Excelbis Labs LLC. This Certificate of Analysis is limited to the sample tested in a batch. This Certificate does not make any representation or warranty for all Products within the tested Batch.



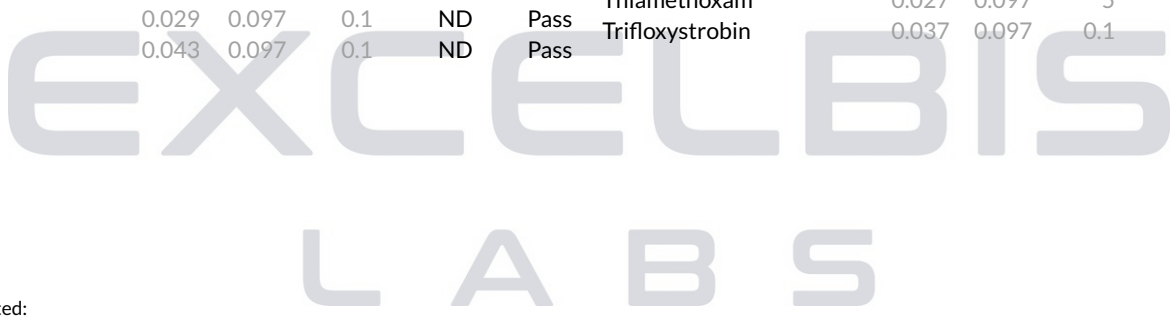
Lemon Cherry Gelato

Sample ID: 2601EXL0433.1917	Produced:	Client
Strain: Lemon Cherry Gelato	Collected:	Mad Hemp
Matrix: Concentrates & Extracts	Received:	Lic. #
Type: Vape	Completed: 01/19/2026	NA
Sample Size: ; Batch:	Batch#: 1	NA, CA 92705

LC Pesticides

Pass

Analyte	LOD	LOQ	Limit	Result	Status	Analyte	LOD	LOQ	Limit	Result	Status
	µg/g	µg/g	µg/g	µg/g			µg/g	µg/g	µg/g	µg/g	
Abamectin	0.043	0.097	0.1	ND	Pass	Imazalil	0.029	0.097	0.029	ND	Pass
Acephate	0.019	0.097	0.1	ND	Pass	Imidacloprid	0.021	0.097	5	ND	Pass
Acequinocyl	0.031	0.097	0.1	ND	Pass	Kresoxim Methyl	0.045	0.097	0.1	ND	Pass
Acetamiprid	0.023	0.097	0.1	ND	Pass	Malathion	0.027	0.097	0.5	ND	Pass
Aldicarb	0.029	0.097	0.029	ND	Pass	Metalaxyl	0.029	0.097	2	ND	Pass
Azoxystrobin	0.025	0.097	0.1	ND	Pass	Methiocarb	0.029	0.097	0.029	ND	Pass
Bifenazate	0.031	0.097	0.1	ND	Pass	Methomyl	0.029	0.097	1	ND	Pass
Bifenthrin	0.033	0.097	3	ND	Pass	Mevinphos	0.033	0.1	0.033	ND	Pass
Boscalid	0.021	0.097	0.1	ND	Pass	Myclobutanil	0.047	0.097	0.1	ND	Pass
Carbaryl	0.025	0.097	0.5	ND	Pass	Naled	0.033	0.097	0.1	ND	Pass
Carbofuran	0.033	0.097	0.033	ND	Pass	Oxamyl	0.021	0.097	0.5	ND	Pass
Chlorantraniliprole	0.025	0.097	10	ND	Pass	Pacllobutrazol	0.027	0.097	0.027	ND	Pass
Chlorpyrifos	0.019	0.097	0.019	ND	Pass	Permethrin (trans + cis)	0.033	0.1	0.5	ND	Pass
Clofentezine	0.035	0.097	0.1	ND	Pass	Phosmet	0.051	0.097	0.1	ND	Pass
Coumaphos	0.039	0.097	0.039	ND	Pass	Piperonyl Butoxide	0.037	0.097	3	ND	Pass
Daminozide	0.019	0.097	0.019	ND	Pass	Prallethrin	0.047	0.097	0.1	ND	Pass
Diazinon	0.031	0.097	0.1	ND	Pass	Propiconazole	0.023	0.097	0.1	ND	Pass
Dichlorvos	0.06	0.097	0.06	ND	Pass	Propoxur	0.027	0.097	0.027	ND	Pass
Dimethoate	0.027	0.097	0.027	ND	Pass	Pyrethrins (Cinerin + Jasmolin + Pyrethrin)	0.0133	0.04	0.5	ND	Pass
Dimethomorph (I + II)	0.033	0.1	2	ND	Pass	Pyridaben	0.021	0.097	0.1	ND	Pass
Ethoprophos	0.023	0.097	0.023	ND	Pass	Spinetoram (J + L)	0.033	0.1	0.1	ND	Pass
Etofenprox	0.041	0.097	0.041	ND	Pass	Spinosyn (A + D)	0.033	0.1	0.1	ND	Pass
Etoazole	0.027	0.097	0.1	ND	Pass	Spiromesifen	0.047	0.097	0.1	ND	Pass
Fenhexamid	0.031	0.097	0.1	ND	Pass	Spirotetramat	0.019	0.097	0.1	ND	Pass
Fenoxycarb	0.041	0.097	0.041	ND	Pass	Spiroxamine	0.025	0.097	0.025	ND	Pass
Fenpyroximate	0.023	0.097	0.1	ND	Pass	Tebuconazole	0.027	0.097	0.1	ND	Pass
Fipronil	0.037	0.097	0.037	ND	Pass	Thiacloprid	0.033	0.097	0.033	ND	Pass
Flonicamid	0.039	0.097	0.1	ND	Pass	Thiamethoxam	0.027	0.097	5	ND	Pass
Fludioxonil	0.029	0.097	0.1	ND	Pass	Trifloxystrobin	0.037	0.097	0.1	ND	Pass
Hexythiazox	0.043	0.097	0.1	ND	Pass						



LCMS Date Tested:
Pesticides: LC-MS/MS. LCMS Method SOP-005



Scott A. Robertson
Scott Robertson
Lab Director
01/19/2026

Confident LIMS
All Rights Reserved
coa.support@confidentlims.com
(866) 506-5866
www.confidentlims.com



ND = Not Detected, NR = Not Reported, LOD = Limit of Detection, LOQ = Limit of Quantitation. This product has been tested by Excelbis Labs LLC using valid testing methodologies and a quality system as required by state law. All LQC samples were performed and met the prescribed acceptance criteria in 16 CCR section 5730, pursuant to 16 CCR section 5726(e)(13). Values reported relate only to the product tested. Excelbis Labs LLC makes no claims as to the efficacy, safety or other risks associated with any detected or non-detected levels of any compounds reported herein. This Certificate shall not be reproduced except in full, without the written approval of Excelbis Labs LLC. This Certificate of Analysis is limited to the sample tested in a batch. This Certificate does not make any representation or warranty for all Products within the tested Batch.



Excelbis Labs
1920 E Warner Avenue
Santa Ana, CA 92705

(714) 987-2095
http://excelbislabs.com
Lic#

Lemon Cherry Gelato

Sample ID: 2601EXL0433.1917	Produced:	Client
Strain: Lemon Cherry Gelato	Collected:	Mad Hemp
Matrix: Concentrates & Extracts	Received:	Lic. #
Type: Vape	Completed: 01/19/2026	NA
Sample Size: ; Batch:	Batch#: 1	NA, CA 92705

Residual Solvents

Pass

Analyte	LOD	LOQ	Limit	Conc.	Status
	µg/g	µg/g	µg/g	µg/g	
Acetone	15.4688	46.875	5000	ND	Pass
Acetonitrile	15.4688	46.875	410	ND	Pass
Benzene	0.1547	0.4688	1	ND	Pass
Butane	15.4688	46.875	5000	ND	Pass
Chloroform	0.1547	0.4688	1	ND	Pass
1, 2-Dichloroethane	0.1547	0.4688	1	ND	Pass
Ethanol	15.4688	46.875	5000	ND	Pass
Ethyl Acetate	15.4688	46.875	5000	ND	Pass
Ethyl Ether	15.4688	46.875	5000	ND	Pass
Ethylene Oxide	0.1547	0.4688	1	ND	Pass
Heptane	15.4688	46.875	5000	ND	Pass
Hexane	15.4688	46.875	290	ND	Pass
Isopropyl Alcohol	15.4688	46.875	5000	ND	Pass
Methanol	15.4688	46.875	3000	ND	Pass
Methylene Chloride	0.1547	0.4688	1	ND	Pass
Pentane	15.4688	46.875	5000	ND	Pass
Propane	15.4688	46.875	5000	ND	Pass
Toluene	15.4688	46.875	890	ND	Pass
Total Xylenes (o, m, p)	46.4063	140.625	2170	ND	Pass
Trichloroethylene	0.1547	0.4688	1	ND	Pass



Date Tested:
Residual Solvents: HS-GC-MS RS Method SOP-009



Scott A. Robertson

Scott Robertson
Lab Director
01/19/2026

Confident LIMS
All Rights Reserved
coa.support@confidentlims.com
(866) 506-5866
www.confidentlims.com



ND = Not Detected, NR = Not Reported, LOD = Limit of Detection, LOQ = Limit of Quantitation. This product has been tested by Excelbis Labs LLC using valid testing methodologies and a quality system as required by state law. All LQC samples were performed and met the prescribed acceptance criteria in 16 CCR section 5730, pursuant to 16 CCR section 5726(e)(13). Values reported relate only to the product tested. Excelbis Labs LLC makes no claims as to the efficacy, safety or other risks associated with any detected or non-detected levels of any compounds reported herein. This Certificate shall not be reproduced except in full, without the written approval of Excelbis Labs LLC. This Certificate of Analysis is limited to the sample tested in a batch. This Certificate does not make any representation or warranty for all Products within the tested Batch.



Excelbis Labs
1920 E Warner Avenue
Santa Ana, CA 92705

(714) 987-2095
http://excelbislabs.com
Lic#

Frozen Sugar Plum

Sample ID: 2601EXL0433.1924	Produced:	Client
Strain: Frozen Sugar Plum	Collected:	Mad Hemp
Matrix: Concentrates & Extracts	Received:	Lic. #
Type: Vape	Completed: 01/19/2026	NA
Sample Size: ; Batch:	Batch#: 1	NA, CA 92705



Summary

Test	Date Tested	Result
Batch		Pass
Cannabinoids		Complete
Heavy Metals		Pass
Microbials		Pass
Mycotoxins		Pass
GCMS Pesticides		Pass
LCMS Pesticides		Pass
Residual Solvents		Pass

Cannabinoids

Complete

45.621% Total THC	ND Total CBD	45.621% Total Cannabinoids
-----------------------------	------------------------	--------------------------------------

Analyte	LOD	LOQ	Result	Result
	mg/g	mg/g	%	mg/g
CBC	0.171	0.455	ND	ND
CBD	0.455	0.909	ND	ND
CBDa	0.341	0.909	ND	ND
CBG	0.455	0.909	ND	ND
CBN	0.171	0.455	ND	ND
Δ10-THC	0.257	0.780	ND	ND
Δ8-THC	0.341	0.909	ND	ND
Δ9-THC	0.341	0.909	ND	ND
THCa	0.227	0.455	52.0199	520.199
THCV	0.455	0.909	ND	ND
Total THC			45.621	456.214
Total CBD			ND	ND
Total CBG			ND	ND
Total			45.621	456.214

Date Tested:

Total THC = THCa * 0.877 + Δ9-THC + Δ8 THC; Total CBD = CBDa * 0.877 + CBD; Total CBG = CBGa * 0.877 + CBG.
Total Cannabinoids = Total THC + Total CBD + Total CBG + minor cannabinoids.
Cannabinoids: HPLC, SOP-004
Water Activity: Water Activity Meter, SOP-012
Moisture Content: Moisture Analyzer, SOP-011
Foreign Matter: Visual Inspection, SOP-001



Scott Robertson

Scott Robertson
Lab Director
01/19/2026

Confident LIMS
All Rights Reserved
coa.support@confidentlims.com
(866) 506-5866
www.confidentlims.com



ND = Not Detected, NR = Not Reported, LOD = Limit of Detection, LOQ = Limit of Quantitation. This product has been tested by Excelbis Labs LLC using valid testing methodologies and a quality system as required by state law. All LQC samples were performed and met the prescribed acceptance criteria in 16 CCR section 5730, pursuant to 16 CCR section 5726(e)(13). Values reported relate only to the product tested. Excelbis Labs LLC makes no claims as to the efficacy, safety or other risks associated with any detected or non-detected levels of any compounds reported herein. This Certificate shall not be reproduced except in full, without the written approval of Excelbis Labs LLC. This Certificate of Analysis is limited to the sample tested in a batch. This Certificate does not make any representation or warranty for all Products within the tested Batch.



Excelbis Labs
1920 E Warner Avenue
Santa Ana, CA 92705

(714) 987-2095
http://excelbislabs.com
Lic#

Frozen Sugar Plum

Sample ID: 2601EXL0433.1924	Produced:	Client
Strain: Frozen Sugar Plum	Collected:	Mad Hemp
Matrix: Concentrates & Extracts	Received:	Lic. #
Type: Vape	Completed: 01/19/2026	NA
Sample Size: ; Batch:	Batch#: 1	NA, CA 92705

GC Pesticides

Pass

Analyte	LOD	LOQ	Limit	Mass	Status
	µg/g	µg/g	µg/g	µg/g	
Captan	0.054	0.097	0.7	ND	Pass
Chlordane (trans + cis)	0.058	0.098	0.058	ND	Pass
Chlorfenapyr	0.056	0.097	0.056	ND	Pass
Cyfluthrin	0.052	0.097	2	ND	Pass
Cypermethrin	0.054	0.097	1	ND	Pass
Parathion Methyl	0.039	0.097	0.039	ND	Pass
Pentachloronitrobenzene (Quintozene)	0.062	0.097	0.1	ND	Pass

Mycotoxins

Pass

Analytes	LOD	LOQ	Limit	Conc.	Status
	µg/kg	µg/kg	µg/kg	µg/kg	
Aflatoxin B1	4.0000	5.0000		ND	Tested
Aflatoxin B2	4.0000	5.0000		ND	Tested
Aflatoxin G1	4.0000	5.0000		ND	Tested
Aflatoxin G2	4.0000	5.0000		ND	Tested
Ochratoxin A	10.0000	16.0000	20	ND	Pass
Total Aflatoxins			20	ND	Pass

Microbials

Pass

Analyte	Limit	Detected / Not Detected	Status
	RFU/g	RFU/g	
Aspergillus flavus	0	Not Detected	Pass
Aspergillus fumigatus	0	Not Detected	Pass
Aspergillus niger	0	Not Detected	Pass
Aspergillus terreus	0	Not Detected	Pass
Shiga toxin-producing E. Coli	0	Not Detected	Pass
Salmonella SPP	0	Not Detected	Pass
Yeast & Mold	0	Not Detected	Pass

Heavy Metals

Pass

Analyte	LOD	LOQ	Limit	Conc.	Status
	PPM	PPM	PPM	PPM	
Arsenic	0.0150	0.05	0.2	ND	Pass
Cadmium	0.0113	0.05	0.2	ND	Pass
Lead	0.00615	0.05	0.5	ND	Pass
Mercury	0.00126	0.005	0.1	ND	Pass

GCMS Date Tested:
Pesticides: GC-MS/MS. GCMS Method SOP-006
LCMS Date Tested:
Mycotoxins Footnote: Mycotoxins: LC-MS/MS, LCMS Method LCP-SOP-001
Microbial Date Tested:
Microbials Footnote: Microbial: SOP-010
RFU = Relative Fluorescence Units
Heavy Metals Date Tested:
Heavy Metals: Heavy Metals: ICP-MS, SOP-007



Scott A. Robertson

Scott Robertson
Lab Director
01/19/2026

Confident LIMS
All Rights Reserved
coa.support@confidentlims.com
(866) 506-5866
www.confidentlims.com



ND = Not Detected, NR = Not Reported, LOD = Limit of Detection, LOQ = Limit of Quantitation. This product has been tested by Excelbis Labs LLC using valid testing methodologies and a quality system as required by state law. All LQC samples were performed and met the prescribed acceptance criteria in 16 CCR section 5730, pursuant to 16 CCR section 5726(e)(13). Values reported relate only to the product tested. Excelbis Labs LLC makes no claims as to the efficacy, safety or other risks associated with any detected or non-detected levels of any compounds reported herein. This Certificate shall not be reproduced except in full, without the written approval of Excelbis Labs LLC. This Certificate of Analysis is limited to the sample tested in a batch. This Certificate does not make any representation or warranty for all Products within the tested Batch.



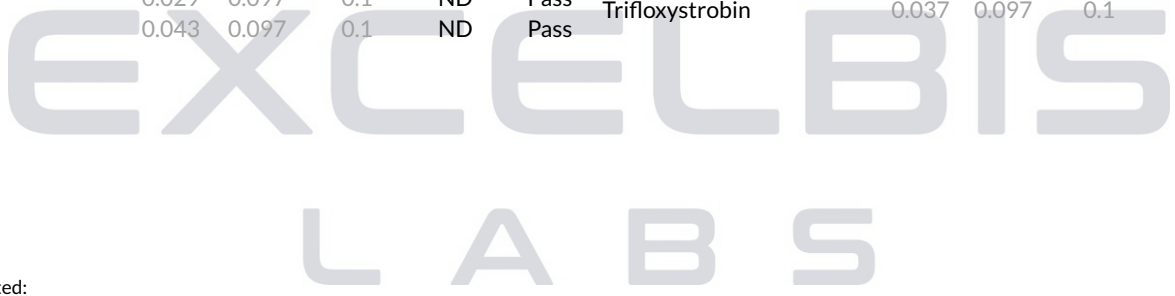
Frozen Sugar Plum

Sample ID: 2601EXL0433.1924	Produced:	Client
Strain: Frozen Sugar Plum	Collected:	Mad Hemp
Matrix: Concentrates & Extracts	Received:	Lic. #
Type: Vape	Completed: 01/19/2026	NA
Sample Size: ; Batch:	Batch#: 1	NA, CA 92705

LC Pesticides

Pass

Analyte	LOD	LOQ	Limit	Result	Status	Analyte	LOD	LOQ	Limit	Result	Status
	µg/g	µg/g	µg/g	µg/g			µg/g	µg/g	µg/g	µg/g	
Abamectin	0.043	0.097	0.1	ND	Pass	Imazalil	0.029	0.097	0.029	ND	Pass
Acephate	0.019	0.097	0.1	ND	Pass	Imidacloprid	0.021	0.097	5	ND	Pass
Acequinocyl	0.031	0.097	0.1	ND	Pass	Kresoxim Methyl	0.045	0.097	0.1	ND	Pass
Acetamiprid	0.023	0.097	0.1	ND	Pass	Malathion	0.027	0.097	0.5	ND	Pass
Aldicarb	0.029	0.097	0.029	ND	Pass	Metalaxyl	0.029	0.097	2	ND	Pass
Azoxystrobin	0.025	0.097	0.1	ND	Pass	Methiocarb	0.029	0.097	0.029	ND	Pass
Bifenazate	0.031	0.097	0.1	ND	Pass	Methomyl	0.029	0.097	1	ND	Pass
Bifenthrin	0.033	0.097	3	ND	Pass	Mevinphos	0.033	0.1	0.033	ND	Pass
Boscalid	0.021	0.097	0.1	ND	Pass	Myclobutanil	0.047	0.097	0.1	ND	Pass
Carbaryl	0.025	0.097	0.5	ND	Pass	Naled	0.033	0.097	0.1	ND	Pass
Carbofuran	0.033	0.097	0.033	ND	Pass	Oxamyl	0.021	0.097	0.5	ND	Pass
Chlorantraniliprole	0.025	0.097	10	ND	Pass	Pacllobutrazol	0.027	0.097	0.027	ND	Pass
Chlorpyrifos	0.019	0.097	0.019	ND	Pass	Permethrin (trans + cis)	0.033	0.1	0.5	ND	Pass
Clofentezine	0.035	0.097	0.1	ND	Pass	Phosmet	0.051	0.097	0.1	ND	Pass
Coumaphos	0.039	0.097	0.039	ND	Pass	Piperonyl Butoxide	0.037	0.097	3	ND	Pass
Daminozide	0.019	0.097	0.019	ND	Pass	Prallethrin	0.047	0.097	0.1	ND	Pass
Diazinon	0.031	0.097	0.1	ND	Pass	Propiconazole	0.023	0.097	0.1	ND	Pass
Dichlorvos	0.06	0.097	0.06	ND	Pass	Propoxur	0.027	0.097	0.027	ND	Pass
Dimethoate	0.027	0.097	0.027	ND	Pass	Pyrethrins (Cinerin + Jasmolin + Pyrethrin)	0.0133	0.04	0.5	ND	Pass
Dimethomorph (I + II)	0.033	0.1	2	ND	Pass	Pyridaben	0.021	0.097	0.1	ND	Pass
Ethoprophos	0.023	0.097	0.023	ND	Pass	Spinetoram (J + L)	0.033	0.1	0.1	ND	Pass
Etofenprox	0.041	0.097	0.041	ND	Pass	Spinosyn (A + D)	0.033	0.1	0.1	ND	Pass
Etoxazole	0.027	0.097	0.1	ND	Pass	Spiromesifen	0.047	0.097	0.1	ND	Pass
Fenhexamid	0.031	0.097	0.1	ND	Pass	Spirotetramat	0.019	0.097	0.1	ND	Pass
Fenoxycarb	0.041	0.097	0.041	ND	Pass	Spiroxamine	0.025	0.097	0.025	ND	Pass
Fenpyroximate	0.023	0.097	0.1	ND	Pass	Tebuconazole	0.027	0.097	0.1	ND	Pass
Fipronil	0.037	0.097	0.037	ND	Pass	Thiacloprid	0.033	0.097	0.033	ND	Pass
Flonicamid	0.039	0.097	0.1	ND	Pass	Thiamethoxam	0.027	0.097	5	ND	Pass
Fludioxonil	0.029	0.097	0.1	ND	Pass	Trifloxystrobin	0.037	0.097	0.1	ND	Pass
Hexythiazox	0.043	0.097	0.1	ND	Pass						



LCMS Date Tested:
Pesticides: LC-MS/MS. LCMS Method SOP-005



Scott A. Robertson
Scott Robertson
Lab Director
01/19/2026

Confident LIMS
All Rights Reserved
coa.support@confidentlims.com
(866) 506-5866
www.confidentlims.com



ND = Not Detected, NR = Not Reported, LOD = Limit of Detection, LOQ = Limit of Quantitation. This product has been tested by Excelbis Labs LLC using valid testing methodologies and a quality system as required by state law. All LQC samples were performed and met the prescribed acceptance criteria in 16 CCR section 5730, pursuant to 16 CCR section 5726(e)(13). Values reported relate only to the product tested. Excelbis Labs LLC makes no claims as to the efficacy, safety or other risks associated with any detected or non-detected levels of any compounds reported herein. This Certificate shall not be reproduced except in full, without the written approval of Excelbis Labs LLC. This Certificate of Analysis is limited to the sample tested in a batch. This Certificate does not make any representation or warranty for all Products within the tested Batch.



Excelbis Labs
1920 E Warner Avenue
Santa Ana, CA 92705

(714) 987-2095
http://excelbislabs.com
Lic#

Frozen Sugar Plum

Sample ID: 2601EXL0433.1924	Produced:	Client
Strain: Frozen Sugar Plum	Collected:	Mad Hemp
Matrix: Concentrates & Extracts	Received:	Lic. #
Type: Vape	Completed: 01/19/2026	NA
Sample Size: ; Batch:	Batch#: 1	NA, CA 92705

Residual Solvents

Pass

Analyte	LOD	LOQ	Limit	Conc.	Status
	µg/g	µg/g	µg/g	µg/g	
Acetone	15.4688	46.875	5000	ND	Pass
Acetonitrile	15.4688	46.875	410	ND	Pass
Benzene	0.1547	0.4688	1	ND	Pass
Butane	15.4688	46.875	5000	ND	Pass
Chloroform	0.1547	0.4688	1	ND	Pass
1, 2-Dichloroethane	0.1547	0.4688	1	ND	Pass
Ethanol	15.4688	46.875	5000	ND	Pass
Ethyl Acetate	15.4688	46.875	5000	ND	Pass
Ethyl Ether	15.4688	46.875	5000	ND	Pass
Ethylene Oxide	0.1547	0.4688	1	ND	Pass
Heptane	15.4688	46.875	5000	ND	Pass
Hexane	15.4688	46.875	290	ND	Pass
Isopropyl Alcohol	15.4688	46.875	5000	ND	Pass
Methanol	15.4688	46.875	3000	ND	Pass
Methylene Chloride	0.1547	0.4688	1	ND	Pass
Pentane	15.4688	46.875	5000	ND	Pass
Propane	15.4688	46.875	5000	ND	Pass
Toluene	15.4688	46.875	890	ND	Pass
Total Xylenes (o, m, p)	46.4063	140.625	2170	ND	Pass
Trichloroethylene	0.1547	0.4688	1	ND	Pass

EXCELBIS

LABS

Date Tested:
Residual Solvents: HS-GC-MS RS Method SOP-009



Scott A. Robertson

Scott Robertson
Lab Director
01/19/2026

Confident LIMS
All Rights Reserved
coa.support@confidentlims.com
(866) 506-5866
www.confidentlims.com



ND = Not Detected, NR = Not Reported, LOD = Limit of Detection, LOQ = Limit of Quantitation. This product has been tested by Excelbis Labs LLC using valid testing methodologies and a quality system as required by state law. All LQC samples were performed and met the prescribed acceptance criteria in 16 CCR section 5730, pursuant to 16 CCR section 5726(e)(13). Values reported relate only to the product tested. Excelbis Labs LLC makes no claims as to the efficacy, safety or other risks associated with any detected or non-detected levels of any compounds reported herein. This Certificate shall not be reproduced except in full, without the written approval of Excelbis Labs LLC. This Certificate of Analysis is limited to the sample tested in a batch. This Certificate does not make any representation or warranty for all Products within the tested Batch.