



Puro Cannagars

Woodinville, WA 98072
 admin@purocannagars.com
 425-563-0852

Sample 488-071422-048

Runtz x PURO Caviar Cones- White Runtz

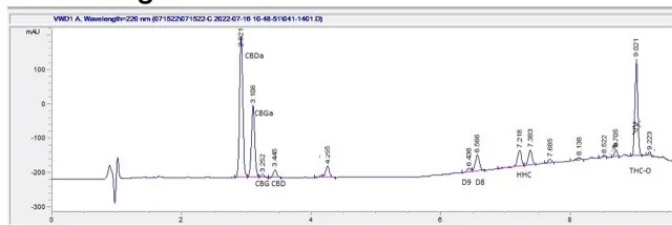
Batch/Lot # RXPCC-072201
 Sample Submitted: 07-14-2022; Report Date: 07-18-2022
 nullSample Unit Size: 1.25 g

Runtz x PURO Caviar Cones- White Runtz

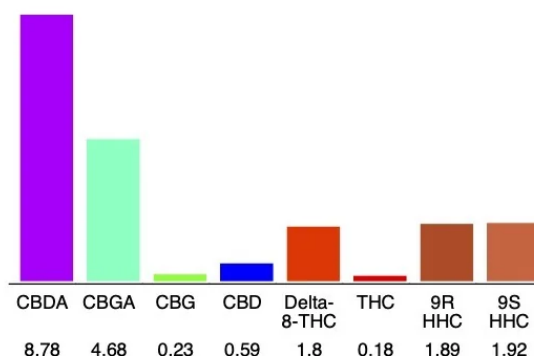
Plant Material

Batch/Lot # RXPCC-072201

Chromatogram



Cannabinoid Profile



Cannabinoid Profile by HPLC

0.18%
 Calculated THC Yield

8.29%
 Calculated CBD Yield

20.07%
 Total Cannabinoids

Cannabinoid	% wt	mg/unit
CBDA	8.78	109.75
CBGA	4.68	58.5
CBG	0.23	2.875
CBD	0.59	7.375
Delta-8-THC	1.8	22.5
THC	0.18	2.25
9R HHC	1.89	23.63
9S HHC	1.92	24.0
Total Cannabinoids	20.07	250.9
Calculated THC Yield	0.18	2.25
Calculated CBD Yield	8.29	103.63

Calculated Maximum THC Yield = THC + 0.877 * THCA
 Calculated Maximum CBD Yield = CBD + 0.877 * CBDA

Notes: THC-O 21.7% based on chromatogram; no reference standard is available.

Marin Analytics, LLC
 250 Bel Marin Keys Blvd, Suite D4
 Novato, CA 94949

415-936-6477 / sarabiancalana1@gmail.com

Sara Biancalana
 Chief Scientist

This sample has been tested by Marin Analytics, LLC using valid testing methodologies and a quality system. Values reported relate only to the sample tested. Marin Analytics, LLC makes no claims as to the efficacy, safety or other risks associated with any detected or non-detected levels of any compounds reported herein. This Certificate shall not be reproduced except in full, without the written approval of Marin Analytics, LLC.



Puro Cannagars

Sample 488-081123-084

Puro Bust Down - THCA Diamond Preroll (Papaya Kush)

Batch/Lot # BDPR-06231505

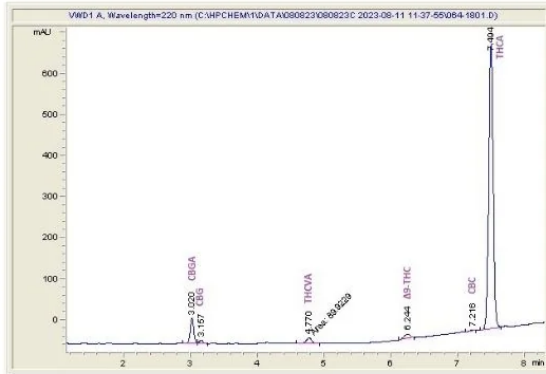
Sample Submitted: 08-11-2023; Report Date: 08-14-2023

Puro Bust Down - THCA Diamond Preroll (Papaya Kush)

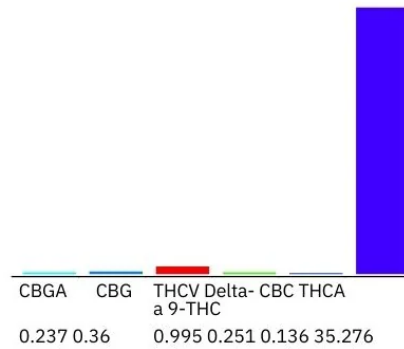
Batch/Lot # BDPR-06231505

Plant Material

Chromatogram



Cannabinoid Profile



Cannabinoid Profile by HPLC

0.25%
Delta-9-THC

0.00%
CBD

37.26%
Total Cannabinoids

Cannabinoid	% wt	mg/g
CBGA	0.237	2.37
CBG	0.36	3.6
THCVa	0.995	9.95
Delta-9-THC	0.251	2.51
CBC	0.136	1.36
THCA	35.28	352.76
Total Cannabinoids	37.26	372.6
Calculated Total THC	31.19	311.88
Calculated CBD Yield	0.00	0.00

Calculated Total THC = Delta-9-THC + 0.877 * THCA
Calculated Maximum CBD Yield = CBD + 0.877 * CBDA

Marin Analytics, LLC
250 Bel Marin Keys Blvd, Suite D4
Novato, CA 94949
833-321-TEST / info@marinanalytics.com

Sara Biancalana
Sara Biancalana
Chief Scientist

This sample has been tested by Marin Analytics, LLC using valid testing methodologies and a quality system. Values reported relate only to the sample tested. Marin Analytics, LLC makes no claims as to the efficacy, safety, or other risks associated with any detected or non-detected levels of any compounds reported herein. This Certificate shall not be reproduced except in full without the written approval of Marin Analytics, LLC. Copyright 2023 Marin Analytics, LLC All Rights Reserved.

Puro Cannagars

Sample 488-081123-085

Puro Bust Down - THCA Diamond Preroll (Ice Cream Cake)

Batch/Lot # BDPR-06231508

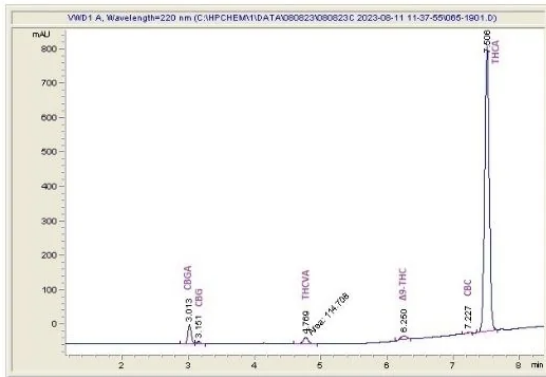
Sample Submitted: 08-11-2023; Report Date: 08-14-2023

Puro Bust Down - THCA Diamond Preroll (Ice Cream Cake)

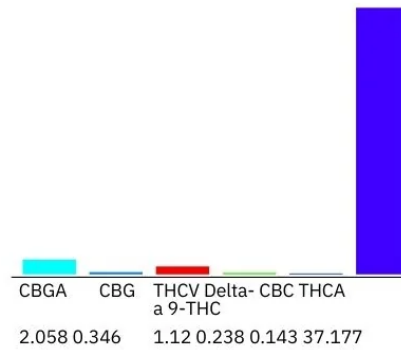
Batch/Lot # BDPR-06231508

Plant Material

Chromatogram



Cannabinoid Profile



Cannabinoid Profile by HPLC

0.24%
Delta-9-THC

0.00%
CBD

41.08%
Total Cannabinoids

Cannabinoid	% wt	mg/g
CBGA	2.058	20.58
CBG	0.346	3.46
THCVa	1.12	11.2
Delta-9-THC	0.238	2.38
CBC	0.143	1.43
THCA	37.18	371.77
Total Cannabinoids	41.08	410.8
Calculated Total THC	32.84	328.42
Calculated CBD Yield	0.00	0.00

Calculated Total THC = Delta-9-THC + 0.877 * THCA

Calculated Maximum CBD Yield = CBD + 0.877 * CBDA

Marin Analytics, LLC
250 Bel Marin Keys Blvd, Suite D4
Novato, CA 94949
833-321-TEST / info@marinanalytics.com

Sara Biancalana
Sara Biancalana
Chief Scientist

This sample has been tested by Marin Analytics, LLC using valid testing methodologies and a quality system. Values reported relate only to the sample tested. Marin Analytics, LLC makes no claims as to the efficacy, safety, or other risks associated with any detected or non-detected levels of any compounds reported herein. This Certificate shall not be reproduced except in full without the written approval of Marin Analytics, LLC. Copyright 2023 Marin Analytics, LLC All Rights Reserved.



Puro Cannagars

Sample 488-081123-083

Puro Bust Down - THCA Diamond Preroll (Cherry Zlushie)

Batch/Lot # BDPR-06231505

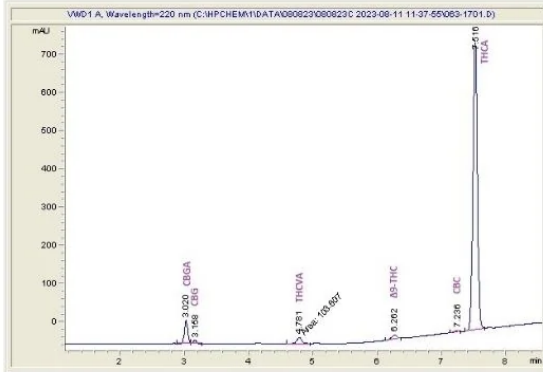
Sample Submitted: 08-11-2023; Report Date: 08-14-2023

Puro Bust Down - THCA Diamond Preroll (Cherry Zlushie)

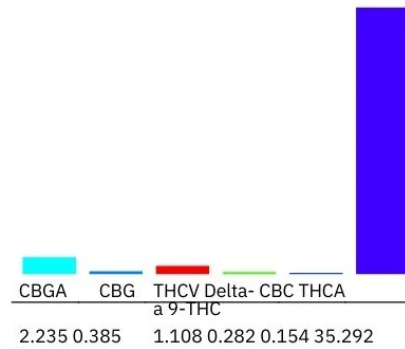
Batch/Lot # BDPR-06231505

Plant Material

Chromatogram



Cannabinoid Profile



Cannabinoid Profile by HPLC

0.28%
Delta-9-THC

0.00%
CBD

39.46%
Total Cannabinoids

Cannabinoid	% wt	mg/g
CBGA	2.235	22.35
CBG	0.385	3.85
THCVa	1.108	11.08
Delta-9-THC	0.282	2.82
CBC	0.154	1.54
THCA	35.29	352.92
Total Cannabinoids	39.46	394.6
Calculated Total THC	31.23	312.33
Calculated CBD Yield	0.00	0.00

Calculated Total THC = Delta-9-THC + 0.877 * THCA
Calculated Maximum CBD Yield = CBD + 0.877 * CBDA

Marin Analytics, LLC

250 Bel Marin Keys Blvd, Suite D4
Novato, CA 94949

833-321-TEST / info@marinanalytics.com

Sara Biancalana
Chief Scientist

This sample has been tested by Marin Analytics, LLC using valid testing methodologies and a quality system. Values reported relate only to the sample tested. Marin Analytics, LLC makes no claims as to the efficacy, safety, or other risks associated with any detected or non-detected levels of any compounds reported herein. This Certificate shall not be reproduced except in full without the written approval of Marin Analytics, LLC. Copyright 2023 Marin Analytics, LLC All Rights Reserved.