

PharmLabs San Diego Certificate of Analysis

3421 Hancock St, Second Floor, San Diego, CA 92110 | License: C8-0000098-LIC  
ISO/IEC 17025:2017 Certification L17-427-1 | Accreditation #85368



Sample **STNR Dosidos**

Sample ID	SD221117-049 (55075)	Matrix	Flower (Inhalable Cannabis Good)
Tested for	Top Shelf Hemp Co		
Sampled	-	Received	Nov 17, 2022
		Reported	Nov 18, 2022
Analyses executed	CANX		

Laboratory note: The estimated concentration of the unknown peak in the sample is 1.56% | Currently PharmLabs laboratory can not confirm an unidentified peak in your chromatogram due to interference (only with highly concentrated D8 products) from which we believe to be either (+)-d8-THC or d9-THC. At this time there are no reference standards available for (+)-d8-THC. (+)-d8-THC is a different compound from the main (-)-d8-THC cannabinoid and, therefore, these two compounds may have different efficacies. Using the most advanced instruments and techniques available, the separation of (+)-d8-THC and d9-THC is problematic for the scientific community as a whole. PharmLabs believes the unidentified peak to be a combination of (+)-d8-THC and d9-THC with the majority, if not all, of the concentration being (+)-d8-THC. Total (+/-) D8 Concentration is estimated to be: 9.93%


CANX - Cannabinoids Analysis

Analyzed Nov 18, 2022 | Instrument HPLC  
Measurement Uncertainty at 95% confidence 7.81%

Analyte	LOD mg/g	LOQ mg/g	Result %	Result mg/g	Sample photography
11-Hydroxy-Δ8-Tetrahydrocannabivarin (11-Hyd-Δ8-THCV)	0.013	0.041	ND	ND	
Cannabidiol (CBDO)	0.002	0.007	ND	ND	
Abnormal Cannabidiol (a-CBDO)	0.01	0.031	ND	ND	
(+/-)-9B-hydroxy-Hexahydrocannabinol (9b-HHC)	0.012	0.036	ND	ND	
11-Hydroxy-Δ8-Tetrahydrocannabinol (11-Hyd-Δ8-THC)	0.007	0.021	ND	ND	
Cannabidiolic Acid (CBDA)	0.001	0.16	12.31	123.11	
Cannabigerol Acid (CBGA)	0.001	0.16	0.54	5.39	
Cannabigerol (CBG)	0.001	0.16	0.11	1.08	
Cannabidiol (CBD)	0.001	0.16	2.45	24.48	
1(S)-THD (s-THD)	0.013	0.041	ND	ND	
1(R)-THD (r-THD)	0.025	0.075	ND	ND	
Tetrahydrocannabivarin (THCV)	0.001	0.16	ND	ND	
Δ8-tetrahydrocannabivarin (Δ8-THCV)	0.021	0.064	ND	ND	
Tetrahydrocannabinol (Δ9-THCB)	0.013	0.038	ND	ND	
Cannabinol (CBN)	0.001	0.16	ND	ND	
Cannabidiphoral (CBDP)			ND	ND	
exo-THC (exo-THC)	0.016	0.8	ND	ND	
Tetrahydrocannabinol (Δ9-THC)	0.003	0.16	UI	UI	
Δ8-tetrahydrocannabinol (Δ8-THC)	0.004	0.16	9.93	99.30	
(6aR,9S)-Δ10-Tetrahydrocannabinol ((6aR,9S)-Δ10)	0.015	0.16	0.21	2.13	
Hexahydrocannabinol (S Isomer) (9s-HHC)	0.017	0.16	ND	ND	
(6aR,9R)-Δ10-Tetrahydrocannabinol ((6aR,9R)-Δ10)	0.007	0.16	3.13	31.30	
Hexahydrocannabinol (R Isomer) (9r-HHC)	0.016	0.16	ND	ND	
Tetrahydrocannabinolic Acid (THCA)	0.001	0.16	0.37	3.72	
Δ9-Tetrahydrocannabinolhexol (Δ9-THCH)	0.024	0.071	ND	ND	
Cannabinol Acetate (CBNO)	0.014	0.043	ND	ND	
Δ9-Tetrahydrocannabiphoral (Δ9-THCP)	0.017	0.16	1.39	13.91	
Δ8-Tetrahydrocannabiphoral (Δ8-THCP)	0.041	0.16	ND	ND	
Δ8-THC-O-acetate (Δ8-THCO)	0.076	0.16	ND	ND	
9(S)-HHCP (s-HHCP)	0.031	0.094	ND	ND	
Δ9-THC-O-acetate (Δ9-THCO)	0.066	0.16	ND	ND	
9(R)-HHCP (r-HHCP)	0.026	0.079	ND	ND	
3-octyl-Δ8-Tetrahydrocannabinol (Δ8-THC-C8)	0.067	0.204	ND	ND	
Total THC ( THCa * 0.877 + Δ9THC )			0.33	3.26	
Total THC + Δ8THC + Δ10THC ( THCa * 0.877 + Δ9THC + Δ8THC + Δ10THC )			13.60	135.99	
Total CBD ( CBDA * 0.877 + CBD )			13.24	132.44	
Total CBG ( CBGa * 0.877 + CBG )			0.58	5.81	
Total HHC ( 9r-HHC + 9s-HHC )			ND	ND	
Total Cannabinoids			28.82	288.15	

\*Dry Weight %

UI Not Identified  
ND Not Detected  
N/A Not Applicable  
NT Not Reported  
LOD Limit of Detection  
<LOQ Detected  
>ULOL Above upper limit of linearity  
CFU/g Colony Forming Units per 1 gram  
TNTC Too Numerous to Count



Scan the QR code to verify authenticity.

Authorized Signature

Brandon Starr

Brandon Starr, Lab Manager  
Fri, 18 Nov 2022 15:59:33 -0800

PharmLabs San Diego | 3421 Hancock St, Second Floor, San Diego, CA 92110 | 619.356.0898 | ISO/IEC 17025:2017 Certification L17-427-1



\*This report shall not be reproduced except in full, without the written approval of the lab. This report is for informational purposes only and should not be used to diagnose, treat or prevent any disease. Results are only for samples and batches indicated. Results are reported on an "as received" basis, unless indicated otherwise. When a Pass/Fail status is reported, that status is intended to be in accordance with federal, state and local laws which are required for the customer to be in compliance. The measurement of uncertainty is not included in the Pass/Fail evaluation unless explicitly required by federal, state or local laws and has been reported on the certificate of analysis. Measurement of uncertainty is available upon request.

PharmLabs San Diego Certificate of Analysis

3421 Hancock St, Second Floor, San Diego, CA 92110 | License: C8-0000098-LIC  
ISO/IEC 17025:2017 Certification L17-427-1 | Accreditation #85368



Sample **STNR Fire OG**

Sample ID	SD221117-046 (55072)	Matrix	Flower (Inhalable Cannabis Good)
Tested for	Top Shelf Hemp Co		
Sampled	-	Received	Nov 17, 2022
		Reported	Nov 18, 2022
Analyses executed	CANX		

Laboratory note: The estimated concentration of the unknown peak in the sample is 1.69% | Currently PharmLabs laboratory can not confirm an unidentified peak in your chromatogram due to interference (only with highly concentrated D8 products) from which we believe to be either (+)-8-THC or d9-THC. At this time there are no reference standards available for (+)-8-THC. (+)-8-THC is a different compound from the main (-)-8-THC cannabinoid and, therefore, these two compounds may have different efficacies. Using the most advanced instruments and techniques available, the separation of (+)-8-THC and d9-THC is problematic for the scientific community as a whole. PharmLabs believes the unidentified peak to be a combination of (+)-8-THC and d9-THC with the majority, if not all, of the concentration being (+)-8-THC. Total (+/-) D8 Concentration is estimated to be: 11.36%


CANX - Cannabinoids Analysis

Analyzed Nov 18, 2022 | Instrument HPLC  
Measurement Uncertainty at 95% confidence 7.81%

Analyte	LOD mg/g	LOQ mg/g	Result %	Result mg/g	Sample photography
11-Hydroxy-Δ8-Tetrahydrocannabivarin (11-Hyd-Δ8-THCV)	0.013	0.041	ND	ND	
Cannabidiol (CBD)	0.002	0.007	ND	ND	
Abnormal Cannabidiol (a-CBD)	0.01	0.031	ND	ND	
(+/-)-9B-hydroxy-Hexahydrocannabinol (9b-HHC)	0.012	0.036	ND	ND	
11-Hydroxy-Δ8-Tetrahydrocannabinol (11-Hyd-Δ8-THC)	0.007	0.021	ND	ND	
Cannabidiolic Acid (CBDA)	0.001	0.16	11.73	117.32	
Cannabigerol Acid (CBGA)	0.001	0.16	0.33	3.35	
Cannabigerol (CBG)	0.001	0.16	0.08	0.79	
Cannabidiol (CBD)	0.001	0.16	2.89	28.85	
1(S)-THD (s-THD)	0.013	0.041	ND	ND	
1(R)-THD (r-THD)	0.025	0.075	ND	ND	
Tetrahydrocannabivarin (THCV)	0.001	0.16	ND	ND	
Δ8-tetrahydrocannabivarin (Δ8-THCV)	0.021	0.064	ND	ND	
Tetrahydrocannabutol (Δ9-THCB)	0.013	0.038	ND	ND	
Cannabinol (CBN)	0.001	0.16	<LOQ	<LOQ	
Cannabidiophorol (CBDP)			ND	ND	
exo-THC (exo-THC)	0.016	0.8	ND	ND	
Tetrahydrocannabinol (Δ9-THC)	0.003	0.16	UI	UI	
Δ8-tetrahydrocannabinol (Δ8-THC)	0.004	0.16	11.36	113.59	
(6aR,9S)-Δ10-Tetrahydrocannabinol ((6aR,9S)-Δ10)	0.015	0.16	0.25	2.48	
Hexahydrocannabinol (S Isomer) (9s-HHC)	0.017	0.16	ND	ND	
(6aR,9R)-Δ10-Tetrahydrocannabinol ((6aR,9R)-Δ10)	0.007	0.16	3.88	38.78	
Hexahydrocannabinol (R Isomer) (9r-HHC)	0.016	0.16	ND	ND	
Tetrahydrocannabinolic Acid (THCA)	0.001	0.16	0.28	2.82	
Δ9-Tetrahydrocannabihexol (Δ9-THCH)	0.024	0.071	ND	ND	
Cannabinol Acetate (CBNO)	0.014	0.043	ND	ND	
Δ9-Tetrahydrocannabiphorol (Δ9-THCP)	0.017	0.16	1.08	10.82	
Δ8-Tetrahydrocannabiphorol (Δ8-THCP)	0.041	0.16	ND	ND	
Δ8-THC-O-acetate (Δ8-THCO)	0.076	0.16	ND	ND	
9(S)-HHCP (s-HHCP)	0.031	0.094	ND	ND	
Δ9-THC-O-acetate (Δ9-THCO)	0.066	0.16	ND	ND	
9(R)-HHCP (r-HHCP)	0.026	0.079	ND	ND	
3-octyl-Δ8-Tetrahydrocannabinol (Δ8-THC-C8)	0.067	0.204	ND	ND	
Total THC ( THCa * 0.877 + Δ9THC )			0.25	2.47	
Total THC + Δ8THC + Δ10THC ( THCa * 0.877 + Δ9THC + Δ8THC + Δ10THC )			15.73	157.32	
Total CBD ( CBDa * 0.877 + CBD )			13.17	131.74	
Total CBG ( CBGa * 0.877 + CBG )			0.37	3.73	
Total HHC ( 9r-HHC + 9s-HHC )			ND	ND	
Total Cannabinoids			30.36	303.61	

\*Dry Weight %

UI Not Identified  
ND Not Detected  
N/A Not Applicable  
NT Not Reported  
LOD Limit of Detection  
<LOQ Detected  
>ULOL Above upper limit of linearity  
CFU/g Colony Forming Units per 1 gram  
TNTC Too Numerous to Count



Scan the QR code to verify authenticity.

Authorized Signature

Brandon Starr

Brandon Starr, Lab Manager  
Fri, 18 Nov 2022 15:59:29 -0800

PharmLabs San Diego | 3421 Hancock St, Second Floor, San Diego, CA 92110 | 619.356.0898 | ISO/IEC 17025:2017 Certification L17-427-1



\*This report shall not be reproduced except in full, without the written approval of the lab. This report is for informational purposes only and should not be used to diagnose, treat or prevent any disease. Results are only for samples and batches indicated. Results are reported on an "as received" basis, unless indicated otherwise. When a Pass/Fail status is reported, that status is intended to be in accordance with federal, state and local laws which are required for the customer to be in compliance. The measurement of uncertainty is not included in the Pass/Fail evaluation unless explicitly required by federal, state or local laws and has been reported on the certificate of analysis. Measurement of uncertainty is available upon request.

PharmLabs San Diego Certificate of Analysis

3421 Hancock St, Second Floor, San Diego, CA 92110 | License: C8-0000098-LIC  
ISO/IEC 17025:2017 Certification L17-427-1 | Accreditation #85368



Sample **STNR Granddaddy Purp**

Sample ID	SD221117-045 (55071)	Matrix	Flower (Inhalable Cannabis Good)
Tested for	Top Shelf Hemp Co		
Sampled	-	Received	Nov 17, 2022
		Reported	Nov 18, 2022
Analyses executed	CANX		

Laboratory note: The estimated concentration of the unknown peak in the sample is 2.15% | Currently PharmLabs laboratory can not confirm an unidentified peak in your chromatogram due to interference (only with highly concentrated D8 products) from which we believe to be either (+)-THC or d9-THC. At this time there are no reference standards available for (+)-THC. (+)-THC is a different compound from the main (-)-THC cannabinoid and, therefore, these two compounds may have different efficacies. Using the most advanced instruments and techniques available, the separation of (+)-THC and d9-THC is problematic for the scientific community as a whole. PharmLabs believes the unidentified peak to be a combination of (+)-THC and d9-THC with the majority, if not all, of the concentration being (+)-THC. Total (+)-D8 Concentration is estimated to be: 15.82%


CANX - Cannabinoids Analysis

Analyzed Nov 18, 2022 | Instrument HPLC  
Measurement Uncertainty at 95% confidence 7.81%

Analyte	LOD mg/g	LOQ mg/g	Result %	Result mg/g	Sample photography
11-Hydroxy-Δ8-Tetrahydrocannabivarin (11-Hyd-Δ8-THCV)	0.013	0.041	ND	ND	
Cannabidiol (CBDO)	0.002	0.007	ND	ND	
Abnormal Cannabidiol (a-CBDO)	0.01	0.031	ND	ND	
(+/-)-9B-hydroxy-Hexahydrocannabinol (9b-HHC)	0.012	0.036	ND	ND	
11-Hydroxy-Δ8-Tetrahydrocannabinol (11-Hyd-Δ8-THC)	0.007	0.021	ND	ND	
Cannabidiolic Acid (CBDA)	0.001	0.16	9.69	96.90	
Cannabigerol Acid (CBGA)	0.001	0.16	0.30	2.97	
Cannabigerol (CBG)	0.001	0.16	0.05	0.52	
Cannabidiol (CBD)	0.001	0.16	1.83	18.31	
1(S)-THD (s-THD)	0.013	0.041	ND	ND	
1(R)-THD (r-THD)	0.025	0.075	ND	ND	
Tetrahydrocannabivarin (THCV)	0.001	0.16	ND	ND	
Δ8-tetrahydrocannabivarin (Δ8-THCV)	0.021	0.064	ND	ND	
Tetrahydrocannabinol (Δ9-THCB)	0.013	0.038	ND	ND	
Cannabinol (CBN)	0.001	0.16	<LOQ	<LOQ	
Cannabidiophorol (CBDP)			ND	ND	
exo-THC (exo-THC)	0.016	0.8	ND	ND	
Tetrahydrocannabinol (Δ9-THC)	0.003	0.16	UI	UI	
Δ8-tetrahydrocannabinol (Δ8-THC)	0.004	0.16	15.82	158.18	
(6aR,9S)-Δ10-Tetrahydrocannabinol ((6aR,9S)-Δ10)	0.015	0.16	0.34	3.41	
Hexahydrocannabinol (S Isomer) (9s-HHC)	0.017	0.16	ND	ND	
(6aR,9R)-Δ10-Tetrahydrocannabinol ((6aR,9R)-Δ10)	0.007	0.16	4.38	43.79	
Hexahydrocannabinol (R Isomer) (9r-HHC)	0.016	0.16	ND	ND	
Tetrahydrocannabinolic Acid (THCA)	0.001	0.16	0.32	3.20	
Δ9-Tetrahydrocannabinolhexol (Δ9-THCH)	0.024	0.071	ND	ND	
Cannabinol Acetate (CBNO)	0.014	0.043	ND	ND	
Δ9-Tetrahydrocannabiphorol (Δ9-THCP)	0.017	0.16	2.19	21.89	
Δ8-Tetrahydrocannabiphorol (Δ8-THCP)	0.041	0.16	ND	ND	
Δ8-THC-O-acetate (Δ8-THCO)	0.076	0.16	ND	ND	
9(S)-HHCP (s-HHCP)	0.031	0.094	ND	ND	
Δ9-THC-O-acetate (Δ9-THCO)	0.066	0.16	ND	ND	
9(R)-HHCP (r-HHCP)	0.026	0.079	ND	ND	
3-octyl-Δ8-Tetrahydrocannabinol (Δ8-THC-C8)	0.067	0.204	ND	ND	
Total THC ( THCa * 0.877 + Δ9THC )			0.28	2.80	
Total THC + Δ8THC + Δ10THC ( THCa * 0.877 + Δ9THC + Δ8THC + Δ10THC )			20.82	208.19	
Total CBD ( CBDA * 0.877 + CBD )			10.33	103.29	
Total CBG ( CBGa * 0.877 + CBG )			0.31	3.13	
Total HHC ( 9r-HHC + 9s-HHC )			ND	ND	
Total Cannabinoids			33.65	336.49	

\*Dry Weight %

UI Not Identified  
ND Not Detected  
N/A Not Applicable  
NT Not Reported  
LOD Limit of Detection  
<LOQ Detected  
>ULOL Above upper limit of linearity  
CFU/g Colony Forming Units per 1 gram  
TNTC Too Numerous to Count



Scan the QR code to verify authenticity.

Authorized Signature

Brandon Starr

Brandon Starr, Lab Manager  
Fri, 18 Nov 2022 15:59:28 -0800

PharmLabs San Diego | 3421 Hancock St, Second Floor, San Diego, CA 92110 | 619.356.0898 | ISO/IEC 17025:2017 Certification L17-427-1



\*This report shall not be reproduced except in full, without the written approval of the lab. This report is for informational purposes only and should not be used to diagnose, treat or prevent any disease. Results are only for samples and batches indicated. Results are reported on an "as received" basis, unless indicated otherwise. When a Pass/Fail status is reported, that status is intended to be in accordance with federal, state and local laws which are required for the customer to be in compliance. The measurement of uncertainty is not included in the Pass/Fail evaluation unless explicitly required by federal, state or local laws and has been reported on the certificate of analysis. Measurement of uncertainty is available upon request.

PharmLabs San Diego Certificate of Analysis

3421 Hancock St, Second Floor, San Diego, CA 92110 | License: C8-0000098-LIC  
ISO/IEC 17025:2017 Certification L17-427-1 | Accreditation #85368



Sample **STNR Sour Diesel**

Sample ID	SD221117-047 (55073)	Matrix	Flower (Inhalable Cannabis Good)
Tested for	Top Shelf Hemp Co		
Sampled	-	Received	Nov 17, 2022
		Reported	Nov 18, 2022
Analyses executed	CANX		

Laboratory note: The estimated concentration of the unknown peak in the sample is 2.02% | Currently PharmLabs laboratory can not confirm an unidentified peak in your chromatogram due to interference (only with highly concentrated D8 products) from which we believe to be either (+)-8-THC or d9-THC. At this time there are no reference standards available for (+)-8-THC. (+)-8-THC is a different compound from the main (-)-8-THC cannabinoid and, therefore, these two compounds may have different efficacies. Using the most advanced instruments and techniques available, the separation of (+)-8-THC and d9-THC is problematic for the scientific community as a whole. PharmLabs believes the unidentified peak to be a combination of (+)-8-THC and d9-THC with the majority, if not all, of the concentration being (+)-8-THC. Total (+/-) D8 Concentration is estimated to be: 13.45%


CANX - Cannabinoids Analysis

Analyzed Nov 18, 2022 | Instrument HPLC  
Measurement Uncertainty at 95% confidence 7.81%

Analyte	LOD mg/g	LOQ mg/g	Result %	Result mg/g	Sample photography
11-Hydroxy-Δ8-Tetrahydrocannabivarin (11-Hyd-Δ8-THCV)	0.013	0.041	ND	ND	
Cannabidiol (CBD)	0.002	0.007	ND	ND	
Abnormal Cannabidiol (a-CBD)	0.01	0.031	ND	ND	
(+/-)-9B-hydroxy-Hexahydrocannabinol (9b-HHC)	0.012	0.036	ND	ND	
11-Hydroxy-Δ8-Tetrahydrocannabinol (11-Hyd-Δ8-THC)	0.007	0.021	ND	ND	
Cannabidiolic Acid (CBDA)	0.001	0.16	9.40	93.99	
Cannabigerol Acid (CBGA)	0.001	0.16	0.26	2.55	
Cannabigerol (CBG)	0.001	0.16	0.05	0.55	
Cannabidiol (CBD)	0.001	0.16	2.11	21.07	
1(S)-THD (s-THD)	0.013	0.041	ND	ND	
1(R)-THD (r-THD)	0.025	0.075	ND	ND	
Tetrahydrocannabivarin (THCV)	0.001	0.16	ND	ND	
Δ8-tetrahydrocannabivarin (Δ8-THCV)	0.021	0.064	ND	ND	
Tetrahydrocannabinol (Δ9-THCB)	0.013	0.038	ND	ND	
Cannabinol (CBN)	0.001	0.16	ND	ND	
Cannabidiophorol (CBDP)			ND	ND	
exo-THC (exo-THC)	0.016	0.8	ND	ND	
Tetrahydrocannabinol (Δ9-THC)	0.003	0.16	UI	UI	
Δ8-tetrahydrocannabinol (Δ8-THC)	0.004	0.16	13.45	134.46	
(6aR,9S)-Δ10-Tetrahydrocannabinol ((6aR,9S)-Δ10)	0.015	0.16	0.19	1.94	
Hexahydrocannabinol (S Isomer) (9s-HHC)	0.017	0.16	ND	ND	
(6aR,9R)-Δ10-Tetrahydrocannabinol ((6aR,9R)-Δ10)	0.007	0.16	2.05	20.54	
Hexahydrocannabinol (R Isomer) (9r-HHC)	0.016	0.16	ND	ND	
Tetrahydrocannabinolic Acid (THCA)	0.001	0.16	0.35	3.55	
Δ9-Tetrahydrocannabinolhexol (Δ9-THCH)	0.024	0.071	ND	ND	
Cannabinol Acetate (CBNO)	0.014	0.043	ND	ND	
Δ9-Tetrahydrocannabinophorol (Δ9-THCP)	0.017	0.16	2.52	25.17	
Δ8-Tetrahydrocannabinophorol (Δ8-THCP)	0.041	0.16	ND	ND	
Δ8-THC-O-acetate (Δ8-THCO)	0.076	0.16	ND	ND	
9(S)-HHCP (s-HHCP)	0.031	0.094	ND	ND	
Δ9-THC-O-acetate (Δ9-THCO)	0.066	0.16	ND	ND	
9(R)-HHCP (r-HHCP)	0.026	0.079	ND	ND	
3-octyl-Δ8-Tetrahydrocannabinol (Δ8-THC-C8)	0.067	0.204	ND	ND	
Total THC ( THCa * 0.877 + Δ9THC )			0.31	3.11	
Total THC + Δ8THC + Δ10THC ( THCa * 0.877 + Δ9THC + Δ8THC + Δ10THC )			16.01	160.06	
Total CBD ( CBDA * 0.877 + CBD )			10.35	103.50	
Total CBG ( CBGa * 0.877 + CBG )			0.28	2.78	
Total HHC ( 9r-HHC + 9s-HHC )			ND	ND	
Total Cannabinoids			29.15	291.51	

\*Dry Weight %

UI Not Identified  
ND Not Detected  
N/A Not Applicable  
NT Not Reported  
LOD Limit of Detection  
LOQ Limit of Quantification  
<LOQ Detected  
>ULOL Above upper limit of linearity  
CFU/g Colony Forming Units per 1 gram  
TNTC Too Numerous to Count



Scan the QR code to verify authenticity.

Authorized Signature

Brandon Starr

Brandon Starr, Lab Manager  
Fri, 18 Nov 2022 15:59:31 -0800

PharmLabs San Diego | 3421 Hancock St, Second Floor, San Diego, CA 92110 | 619.356.0898 | ISO/IEC 17025:2017 Certification L17-427-1



\*This report shall not be reproduced except in full, without the written approval of the lab. This report is for informational purposes only and should not be used to diagnose, treat or prevent any disease. Results are only for samples and batches indicated. Results are reported on an "as received" basis, unless indicated otherwise. When a Pass/Fail status is reported, that status is intended to be in accordance with federal, state and local laws which are required for the customer to be in compliance. The measurement of uncertainty is not included in the Pass/Fail evaluation unless explicitly required by federal, state or local laws and has been reported on the certificate of analysis. Measurement of uncertainty is available upon request.

PharmLabs San Diego Certificate of Analysis

3421 Hancock St, Second Floor, San Diego, CA 92110 | License: C8-0000098-LIC  
ISO/IEC 17025:2017 Certification L17-427-1 | Accreditation #85368



Sample **STNR GMO Cookies**

Sample ID	SD221117-048 (55074)	Matrix	Flower (Inhalable Cannabis Good)
Tested for	Top Shelf Hemp Co		
Sampled	-	Received	Nov 17, 2022
		Reported	Nov 18, 2022
Analyses executed	CANX		

Laboratory note: The estimated concentration of the unknown peak in the sample is 2.59% | Currently PharmLabs laboratory can not confirm an unidentified peak in your chromatogram due to interference (only with highly concentrated D8 products) from which we believe to be either (+)-8-THC or d9-THC. At this time there are no reference standards available for (+)-8-THC. (+)-8-THC is a different compound from the main (-)-8-THC cannabinoid and, therefore, these two compounds may have different efficacies. Using the most advanced instruments and techniques available, the separation of (+)-8-THC and d9-THC is problematic for the scientific community as a whole. PharmLabs believes the unidentified peak to be a combination of (+)-8-THC and d9-THC with the majority, if not all, of the concentration being (+)-8-THC. Total (+)-8-THC Concentration is estimated to be: 19.90%


CANX - Cannabinoids Analysis

Analyzed Nov 18, 2022 | Instrument HPLC  
Measurement Uncertainty at 95% confidence 7.81%

Analyte	LOD mg/g	LOQ mg/g	Result %	Result mg/g	Sample photography
11-Hydroxy-Δ8-Tetrahydrocannabivarin (11-Hyd-Δ8-THCV)	0.013	0.041	ND	ND	
Cannabidiol (CBD)	0.002	0.007	ND	ND	
Abnormal Cannabidiol (a-CBD)	0.01	0.031	ND	ND	
(+/-)-9B-hydroxy-Hexahydrocannabinol (9b-HHC)	0.012	0.036	ND	ND	
11-Hydroxy-Δ8-Tetrahydrocannabinol (11-Hyd-Δ8-THC)	0.007	0.021	ND	ND	
Cannabidiolic Acid (CBDA)	0.001	0.16	10.82	108.21	
Cannabigerol Acid (CBGA)	0.001	0.16	0.23	2.30	
Cannabigerol (CBG)	0.001	0.16	0.03	0.25	
Cannabidiol (CBD)	0.001	0.16	1.38	13.84	
1(S)-THD (s-THD)	0.013	0.041	ND	ND	
1(R)-THD (r-THD)	0.025	0.075	ND	ND	
Tetrahydrocannabivarin (THCV)	0.001	0.16	ND	ND	
Δ8-tetrahydrocannabivarin (Δ8-THCV)	0.021	0.064	ND	ND	
Tetrahydrocannabinol (Δ9-THCB)	0.013	0.038	ND	ND	
Cannabinol (CBN)	0.001	0.16	0.04	0.42	
Cannabidiophorol (CBDP)			ND	ND	
exo-THC (exo-THC)	0.016	0.8	ND	ND	
Tetrahydrocannabinol (Δ9-THC)	0.003	0.16	UI	UI	
Δ8-tetrahydrocannabinol (Δ8-THC)	0.004	0.16	19.90	198.97	
(6aR,9S)-Δ10-Tetrahydrocannabinol ((6aR,9S)-Δ10)	0.015	0.16	0.64	6.41	
Hexahydrocannabinol (S Isomer) (9s-HHC)	0.017	0.16	ND	ND	
(6aR,9R)-Δ10-Tetrahydrocannabinol ((6aR,9R)-Δ10)	0.007	0.16	10.12	101.22	
Hexahydrocannabinol (R Isomer) (9r-HHC)	0.016	0.16	ND	ND	
Tetrahydrocannabinolic Acid (THCA)	0.001	0.16	0.33	3.31	
Δ9-Tetrahydrocannabinolhexol (Δ9-THCH)	0.024	0.071	ND	ND	
Cannabinol Acetate (CBNO)	0.014	0.043	ND	ND	
Δ9-Tetrahydrocannabinophorol (Δ9-THCP)	0.017	0.16	3.23	32.34	
Δ8-Tetrahydrocannabinophorol (Δ8-THCP)	0.041	0.16	ND	ND	
Δ8-THC-O-acetate (Δ8-THCO)	0.076	0.16	ND	ND	
9(S)-HHCP (s-HHCP)	0.031	0.094	ND	ND	
Δ9-THC-O-acetate (Δ9-THCO)	0.066	0.16	ND	ND	
9(R)-HHCP (r-HHCP)	0.026	0.079	ND	ND	
3-octyl-Δ8-Tetrahydrocannabinol (Δ8-THC-C8)	0.067	0.204	ND	ND	
Total THC ( THCa * 0.877 + Δ9THC )			0.29	2.90	
Total THC + Δ8THC + Δ10THC ( THCa * 0.877 + Δ9THC + Δ8THC + Δ10THC )			30.95	309.50	
Total CBD ( CBDa * 0.877 + CBD )			10.87	108.75	
Total CBG ( CBGa * 0.877 + CBG )			0.23	2.27	
Total HHC ( 9r-HHC + 9s-HHC )			ND	ND	
Total Cannabinoids			45.33	453.27	

\*Dry Weight %

UI Not Identified  
ND Not Detected  
N/A Not Applicable  
NT Not Reported  
LOD Limit of Detection  
LOQ Limit of Quantification  
<LOQ Detected  
>ULOL Above upper limit of linearity  
CFU/g Colony Forming Units per 1 gram  
TNTC Too Numerous to Count



Scan the QR code to verify authenticity.

Authorized Signature

Brandon Starr

Brandon Starr, Lab Manager  
Fri, 18 Nov 2022 15:59:32 -0800

PharmLabs San Diego | 3421 Hancock St, Second Floor, San Diego, CA 92110 | 619.356.0898 | ISO/IEC 17025:2017 Certification L17-427-1



\*This report shall not be reproduced except in full, without the written approval of the lab. This report is for informational purposes only and should not be used to diagnose, treat or prevent any disease. Results are only for samples and batches indicated. Results are reported on an "as received" basis, unless indicated otherwise. When a Pass/Fail status is reported, that status is intended to be in accordance with federal, state and local laws which are required for the customer to be in compliance. The measurement of uncertainty is not included in the Pass/Fail evaluation unless explicitly required by federal, state or local laws and has been reported on the certificate of analysis. Measurement of uncertainty is available upon request.